

RESEARCH PROJECT

ON THE NOISE ISOLATION
PROVIDED BY ACCESS DOORS
IN MULTI-DWELLING BUILDINGS

Prepared by

Michel Morin,
MJM Acoustical Consultants Inc.

Submitted February 26, 1993 to

Mr. Jacques Rousseau,
Mr. Michael McPherson,
Canada Mortgage & Housing Corporation

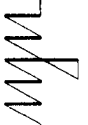
mjm

ACKNOWLEDGEMENTS

The author wishes to thank the following manufacturers/suppliers and their representatives who participated in this study.

- Mr. Jean-Paul Landry, Bumeda
- Mr. Michel St-Onge, Techni-Portes
- Mr. Benoît Roy, Portes de la Fontaine
- Mr. Christian Payette, Zero International
- Mr. Émile Morin, Société Industrielle Unique
- Mr. Luc Parent, Canadian Gypsum Company

Special thanks are also addressed to Mr. Francis Normandin and Ms Graça Firmino of MJM Acoustical Consultants Inc. who contributed to the preparation of this report.

The logo for MJM Acoustical Consultants Inc. is located in the bottom right corner of the page. It consists of the letters 'mjm' in a stylized, lowercase, handwritten-style font, with a vertical line extending upwards from the right side of the 'm'.

EXECUTIVE SUMMARY

W

**RESEARCH PROJECT ON THE NOISE ISOLATION PROVIDED
BY ACCESS DOORS IN MULTI-DWELLING BUILDINGS**

EXECUTIVE SUMMARY

MJM ACOUSTICAL CONSULTANTS INC. has been retained by the CANADA MORTGAGE & HOUSING CORPORATION to conduct a research project on the noise isolation provided by access doors in multi-dwelling buildings. A total of nine Sound Transmission Loss (TL) tests were conducted on four 1 3/4" doors (one wood door and three metal doors) and one 2 1/4" wood door. TABLE 1 below contains a resumé of the results obtained, expressed in terms of Sound Transmission Class (STC); it also contains other useful information relative to the doors such as their weight, their price, etc..

This research project has also been used as a preliminary attempt to validate a simple method to measure the Sound Transmission Loss and Sound Transmission Class of a door when it is installed on site. With one exception, the STC obtained using this method correlated within 1 STC point with those obtained in laboratory.

The analysis of the results of the tests indicates that:

- The Sound Transmission Class of the doors tested in this study varied from STC 27 to STC 32 when operable and from STC 31 to STC 37 when sealed to their frame.
- It appears that installing double perimeter gaskets and bottom seal on the 2 1/4 in. wood door and on the metal doors tested would improve the noise isolation which they provide. This can be achieved most easily by installing one seal between the door frame or sill and the door, and a second gasket on the door stop in the case of the perimeter seals and on the door in the case of the bottom seal. When equipped with double perimeter and bottom seals, it is estimated that the STC rating of the above mentioned doors would be superior to STC 30 when operable.

- Replacing a 1 3/4 in. door by a 2 1/4" wood door could lead to a maximum improvement of 2 STC points. Replacing a 1 3/4 in. solid core wood door with a 1 3/4 in. hollow core metal door could lead to a maximum improvement of up to 8 STC points.
- Filling the core of a 1 3/4 in. metal door with mineral fibre (1 psf) improved the 1/3 octave sound transmission loss of the doors by 2 to 9 decibels at frequencies above 1250 Hz, and resulted in an improvement of 1 STC point; below 1250 Hz no improvement was noticeable.
- When operational, the sound rated door supplied by BUMEDA provided a Sound Transmission Class of 32, which, although 4 points inferior to its rating of STC 36, is the highest Sound Transmission Class obtained by the operable doors tested in this study. When sealed to its frame, the Transmission loss curve of the rated door was comparable to that of the metal door of same thickness constructed with 18 Ga. sheet metal, with the core filled using mineral fibre. This suggest that the better performance obtained by the rated door when compared to the operable filled metal door is mainly due to the better performance of its perimeter and bottom gaskets.
- In multi-dwelling buildings where the corridors are pressurized, it is recommended that an opening above the door be put in place and treated with a piece of lined duct or a silencer providing an insertion loss consistent with that of the door. Based on the TL provided by the best operable door measured in this study (STC 32), and taking into account a ventilation surface of roughly 36 sq inches (corresponding to a 1" gap at the bottom of the door), the approximate insertion loss required has been estimated as follows:

Frequency	125	250	500	1K	2K	4K
Insertion Loss	5	10	15	15	15	15

EXECUTIVE SUMMARY

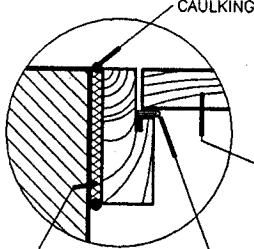
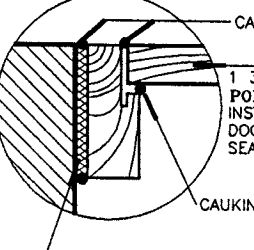
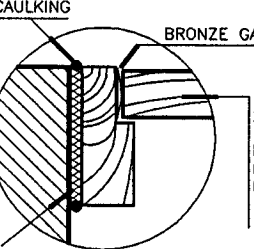
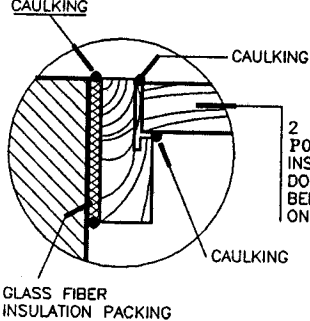
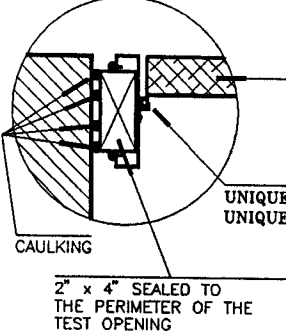
TEST NO 1 STC = 28	1 3/4 in. WOOD DOOR, OPERABLE
 <p>1 3/4" SOLID CORE DOOR FROM PORTES DE LA FONTAINE INC. INSTALLED IN DOOR FRAME. THE DOOR IS OPERABLE AND HAS BEEN OPENED AND CLOSED 5 TIMES BEFORE TESTING</p>	MANUFACTURER / SUPPLIER PORTES DE LA FONTAINE INC.
	SURFACE WEIGHT: 5.16 PSF
	PRICE INCLUDING DOOR, FRAME, SILL, SCHLEGEL DSK 783 PERIMETER AND BOTTOM GASKET: 142.75 \$
TEST NO 2 STC = 31	1 3/4 in. WOOD DOOR CAULKED TO ITS FRAME.
 <p>1 3/4" SOLID CORE DOOR FROM PORTES DE LA FONTAINE INC. INSTALLED IN DOOR FRAME. THE DOOR IS NOT OPERABLE, IT HAS BEEN SEALED TO THE FRAME ON BOTH SIDES</p>	MANUFACTURER / SUPPLIER PORTES DE LA FONTAINE INC.
	SURFACE WEIGHT: 5.16 PSF
	PRICE INCLUDING DOOR, FRAME, SILL, SCHLEGEL DSK 783 PERIMETER AND BOTTOM GASKET: 142.75 \$
TEST NO 3 STC = 28	2 1/4 in. WOOD DOOR, OPERABLE
 <p>2 1/4" SOLID CORE DOOR FROM PORTES DE LA FONTAINE INC. INSTALLED IN DOOR FRAME WITH BRONZE GASKETS AROUND THE PERIMETER. THE DOOR IS OPERABLE</p>	MANUFACTURER / SUPPLIER PORTES DE LA FONTAINE INC.
	SURFACE WEIGHT: 6.25 PSF
	PRICE INCLUDING DOOR, FRAME, SILL, BRONZE GASKET (ZERO 119 WB) 214.75 \$

TABLE 1

win

EXECUTIVE SUMMARY

TEST NO 4 STC = 33	2 1/4 in. WOOD DOOR CAULKED TO ITS FRAME.
 <p>2 1/4" SOLID CORE DOOR FROM PORTES DE LA FONTAINE INC. INSTALLED IN DOOR FRAME. THE DOOR IS NOT OPERABLE, IT HAS BEEN SEALED TO THE FRAME ON BOTH SIDES</p>	MANUFACTURER / SUPPLIER PORTES DE LA FONTAINE INC.
	SURFACE WEIGHT: 6.25 PSF
	PRICE INCLUDING DOOR, FRAME, SILL, BRONZE GASKET (ZERO 119 WB) 214.75 \$

TEST NO 5 STC = 27	1 3/4 in. FILLED METAL DOOR, OPERABLE.
 <p>18 GA METAL DOOR WITH PAPER HONEYCOMB WEB FILLED WITH MIN. FIBRE; DOOR AND FRAME SUPPLIED BY TECHNI PORTES THE DOOR IS OPERABLE</p> <p>UNIQUE 1650 SOUND GASKET AND UNIQUE 320 N AUTOMATIC DOOR BOTTOM.</p> <p>2" x 4" SEALED TO THE PERIMETER OF THE TEST OPENING</p>	MANUFACTURER / SUPPLIER TECHNI-PORTES INC.
	SURFACE WEIGHT: 6.5 PSF
	PRICE INCLUDING DOOR, FRAME, MINERAL FIBER INFILL, PERIMETER GASKETS (UNIQUE 1650) AND BOTTOM SEALS (UNIQUE 320 V) 319.80 \$

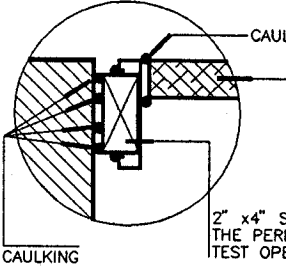
TEST NO 6 STC = 37	1 3/4 in. FILLED METAL DOOR, CAULKED TO ITS FRAME.
 <p>18 GA METAL DOOR WITH PAPER HONEYCOMB WEB FILLED WITH MINERAL FIBER SUPPLIED BY TECHNI PORTES IS SEALED TO THE FRAME AND IS NOT OPERABLE.</p> <p>2" x 4" SEALED TO THE PERIMETER OF THE TEST OPENING</p>	MANUFACTURER / SUPPLIER TECHNI-PORTES INC.
	SURFACE WEIGHT: 6.5 PSF
	PRICE INCLUDING DOOR, FRAME, MINERAL FIBER INFILL, PERIMETER GASKETS (UNIQUE 1650) AND BOTTOM SEALS (UNIQUE 320 V) 319.80 \$

TABLE 1 (cont'd)

WJW

EXECUTIVE SUMMARY

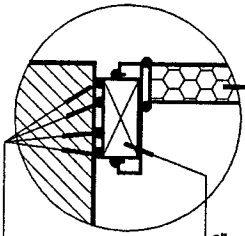
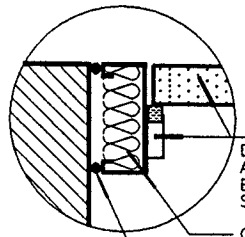
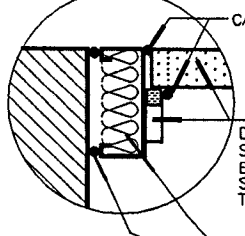
TEST NO 7 STC = 36	1 3/4 in. HOLLOW CORE METAL DOOR, CAULKED TO ITS FRAME.
 <p>18 GA STANDARD METAL DOOR SUPPLIED BY TECHNI PORTES THE DOOR IS SEALED TO THE FRAME AND IS NOT OPERABLE.</p> <p>2" x 4" SEALED TO THE PERIMETER OF THE TEST OPENING</p> <p>CAULKING</p>	MANUFACTURER / SUPPLIER TECHNI-PORTES INC.
	SURFACE WEIGHT: 5.7 PSF
	PRICE INCLUDING DOOR, 309.80 \$ FRAME, PERIMETER GASKETS (UNIQUE 1650) AND BOTTOM SEAL (UNIQUE 320 V)
TEST NO 8 STC = 32	1 3/4 in. SOUND AND FIRE RATED DOOR W/. SILICATE CORE, OPERABLE.
 <p>DOOR, FRAME, SOUND GASKETS, AND DOOR BOTTOM SUPPLIED BY BUMEDA Ltd SEE REPORT FOR FULL DESCRIPTION</p> <p>GLASS FIBRE INSULATION IN FRAME GAP BETWEEN FRAME AND TEST OPENING SEALED WITH CAULKING</p>	MANUFACTURER / SUPPLIER BUMEDA LTD.
	SURFACE WEIGHT: 8.0 PSF
	PRICE INCLUDING DOOR, 625.00 \$ FRAME, PERIMETER GASKETS (PEMCO 320 N & CF10) AND BOTTOM SEALS (UNIQUE 50 SHD)
TEST NO 9 STC = 37	1 3/4 in. SOUND AND FIRE RATED DOOR W/. SILICATE CORE, CAULKED..
 <p>CAULKING</p> <p>DOOR, FRAME AND SOUNDPROOF DOOR STOP AND DOOR BOTTOM SUPPLIED BY BUMEDA Ltd SEE REPORT FOR FULL DESCRIPTION THE DOOR IS SEALED TO ITS FRAME</p> <p>GLASS FIBRE INSULATION IN FRAME GAP BETWEEN FRAME AND TEST OPENING SEALED WITH CAULKING</p>	MANUFACTURER / SUPPLIER BUMEDA LTD.
	SURFACE WEIGHT: 8.0 PSF
	PRICE INCLUDING DOOR, 625.00 \$ FRAME, PERIMETER GASKETS (PEMCO 320 N & CF10) AND BOTTOM SEALS (UNIQUE 50 SHD)

TABLE 1 (cont'd)

WJW

REPORT

win

**RESEARCH PROJECT ON THE NOISE ISOLATION PROVIDED
BY ACCESS DOORS IN MULTI-DWELLING BUILDINGS**

TABLE OF CONTENTS

1.0	INTRODUCTION	1
2.0	OBJECTIVES OF THE STUDY	1
3.0	STRUCTURE OF THE REPORT	2
4.0	ANALYSIS OF RESULTS	3
4.1	1 3/4" solid core wood door (tests no 1 and 2)	3
4.2	2 1/4" solid core door (tests no 3 and 4)	4
4.3	1 3/4" filled metal door (tests no 5 and 6)	4
4.4	1 3/4" filled metal door vs hollow core metal door (tests no 6 and 7)	5
4.5	Bumeda 1 3/4" sound & fire rated door	6
4.6	Perimeter and bottom sound gasketing	6
4.7	Fresh air intake	7
5.0	SIMPLE METHOD OF MEASURING THE SOUND ISOLATION OF A DOOR IN THE FIELD	8
6.0	CONCLUSIONS	10

ANNEXES I, II, III and IV

WJW

RESEARCH PROJECT ON THE NOISE ISOLATION PROVIDED BY ACCESS DOORS IN MULTI-DWELLING BUILDINGS

1.0 INTRODUCTION

MJM ACOUSTICAL CONSULTANTS INC. has been retained by the CANADA MORTGAGE & HOUSING CORPORATION to conduct a research project on the noise isolation provided by access doors in multi-dwelling buildings. This report presents and discusses the results of the Sound Transmission Loss tests performed on different doors assemblies which included perimeter sound gaskets and bottom seals. All the tests were conducted in the acoustical laboratory of CONCORDIA UNIVERSITY under the supervision of Dr. Richard Guy, and under the direction of the undersigned.

2.0 OBJECTIVES OF THE STUDY

The objective of this research project was to investigate the sound attenuation properties of doors to be installed in low or medium cost multi-dwelling projects. The following factors were taken into consideration during the selection of the door assemblies to be tested:

- availability
- cost
- thickness
- weight
- durability
- aesthetic
- capacity to accept standard hardware

It was the author's intent to illustrate the relative contribution of the door itself and that of its perimeter and bottom gasketing, in the overall sound isolation provided by the door assemblies. Since the sound intensity mapping facility

developed by Dr. Richard Guy of Concordia University seemed most appropriate to achieve this, the acoustical laboratory of this University was selected to perform the tests on the door assemblies.

Another objective of this study was to develop a simple method to evaluate the Sound Transmission Loss (TL) of doors installed on site. The results obtained with this method are discussed in item 5.0 of the current report and compared with those obtained by intensimetry in laboratory conditions.

3.0 STRUCTURE OF THE REPORT

This report is organized into an executive summary, a main report, and four annexes. The builders and construction professionals should find most of the information of interest to them in the **executive summary**, in **section 4.0** of the main report entitled ANALYSIS OF RESULTS, and in **ANNEX I** which contains the graphs pertaining to this section.

Acousticians can refer to **section 5.0** where the author describes a simple method which he has developed to measure the sound isolation of doors in the field; the graphs pertaining to this section have been grouped in **ANNEX II**. **ANNEX IV** which contains the sound intensity mapping information pertaining to all the assemblies tested may also be of interest; this annex was prepared by Dr. Richard Guy of the Centre for Building Studies, Concordia University.

For completeness we have attached in **ANNEX III** the test procedure which was sent to all participants. With the exception of item no 9 all the tests shown in this procedure were carried out as planned.

4.0 ANALYSIS OF RESULTS

A total of nine tests were conducted on four 1 3/4" doors (one wood door and three metal doors) and one 2 1/4" wood door; **TABLE 1** in the executive summary contains a resumé of the results obtained, expressed in terms of Sound Transmission Class (STC); it also contains other useful information relative to the doors: their weight, their price, etc.. The 1/3 octave Sound Transmission Loss (TL) curves of each of the nine door assemblies tested appear on **graphs 1 to 9** of **ANNEX I**; each graph also provides a sketch describing the door assembly tested.

The Sound Transmission Class of the doors tested varied from STC 27 to STC 32 when operable and from STC 31 to STC 37 when sealed to their frame.

4.1 1 3/4" SOLID CORE WOOD DOOR (tests no 1 and 2)

Access doors in multi-dwelling buildings must offer a minimum of security, and in most situation a fire resistance of at least 20 minutes. The most economical access door which can be installed in multi-dwelling buildings and which satisfies these requirements is a 1 3/4" thick painted solid door composed of a particle board core, with 1/8" thickness of high density masonite laminated to the core on each side of the door. These doors are most often delivered on construction sites premounted in frames equiped with perimeter sound gaskets and bottom seals. **Graph no 10** compares the acoustical performance of such a door when it is operable with properly adjusted sound gaskets (Schlegel DSK 783), and when it is sealed to its frame with caulking. The improvement provided by sealing the door to the frame is in the order of approximately 3 to 4 decibels at most frequencies with a minimum and a maximum improvement of respectively 2 and 6 decibels; the STC of the sealed door is 3 points superior to that of the operable door. An analysis of the intensity mapping of test no 1 and 2 located in **ANNEX IV** confirms that the sound energy transmitted through the seals is approximately equal to that transmitted through the door. This indicates that the maximum benefit by improving the performance of the

perimeter and bottom gaskets will be in the order of 3 dB. Such an improvement would be considered marginal and not cost effective.

4.2 2 1/4" SOLID CORE DOOR (tests no 3 and 4)

In the mind of many builders, increasing the thickness of a solid core door from 1 3/4" to 2 1/4" represents an economical way to significantly improve the sound isolation provided by access doors. On **graph no 11** the acoustical performance of a 2 1/4" and 1 3/4" doors both sealed to their frame, are compared: as can be seen the TL values of the 2 1/4" door are comparable to that of the 1 3/4" door from 125 Hz to 315 Hz, slightly inferior from 315 Hz to 1000 Hz and clearly superior (5 to 12 decibels) above 1000 Hz. The Sound Transmission Class (STC) of the 2 1/4" door is only 2 points superior to that of the 1 3/4" door.

When both doors are operable (**graph no 12**), their STC are identical (STC 28) and their 1/3 octave Transmission Loss curves are comparable. It is worth noting that in the case of the 2 1/4" door a bronze gasket was used to seal the perimeter and bottom of the door. This type of gasketing which is concealed between the frame and the door seems to provide a performance equivalent to that of the Schlegel DSK 783 seal with the advantage that unlike the latter, it is not visible.

4.3 1 3/4" FILLED METAL DOOR (tests no 5 and 6)

Graph no 13 and 14 respectively compare the performance of an operable 1 3/4" metal door with the web filled with mineral fibre, to that of an operable 1 3/4" wood door and of an operable 2 1/4" wood door. The 1/3 octave band TL of the operable metal door and its STC are comparable to those of the wood doors.

When one looks at **graph no 15** on which the TL curve of the operable 1 3/4" filled metal door is traced with the TL curve obtained when this door is caulked to its frame, it becomes apparent that the performance of the door assembly is limited by the sound infiltration through the perimeter and bottom seals: the performance

of the caulked door is much superior at all frequencies and its STC is 10 points greater than the STC of the operable door. This suggests that there would be a benefit in improving the sound gasketing of this metal door.

Standard metal doors which are basically composed of two leafs of sheet metal separated by a paper honey-comb spacer, represent a double leaf partition. It is well documented that for equal surface weight a double leaf partition provides a noise isolation superior to that provided by a single leaf partition. The main factors influencing the performance of a double leaf partition such as a metal door are:

- the mass, rigidity and damping of the membranes composing the assembly;
- the depth of the cavity, and the presence of sound absorption in it.
- the amount of mechanical coupling between these membranes;

The filled metal door tested had an approximate surface weight of 6,5 psf compared to 5,15 psf and 6,25 psf respectively for the 1 3/4" and 2 1/4" wood doors. One can see on **graphs 16 and 17**, the metal door performs better than the wood doors above 500 Hz in the case of the 1 3/4" door (**graph 16**) and above 315 Hz in the case of the 2 1/4" door (**graph 17**).

4.4 1 3/4" FILLED METAL DOOR VS HOLLOW CORE METAL DOOR (tests no 6 and 7)

The benefit of adding mineral fibre (approximately 1 psf) inside the cavity of a paper web hollow core metal door is illustrated in **graph 18**, where one can see an improvement only above 1 250 Hz. The STC of the filled metal door is also 1 point superior to that of the hollow door. Although adding mineral fibre in the core of the door is inexpensive, it appears that is not worth doing unless one makes sure that the proper gasketing is installed to maintain the acoustical integrity of the door.

4.5 BUMEDA 1 3/4" SOUND & FIRE RATED DOOR

In some instances, sound rated doors are specified on projects. Such doors can be very expensive, very heavy and very thick if a high STC rating is to be achieved. We have selected for this study a relatively light, thin and inexpensive door made by BUMEDA which is sound rated STC 36 and which has a fire rating of two hours. This door tested STC 32 when operable and equipped with double gaskets at the perimeter and a single seal at bottom; when it was sealed to its frame a STC 37 was measured.

We have compared on **graph 19** the performance of the operable sound rated door (test no 8) with that provided by the operable 1 3/4" filled metal door (test no 5). When the door is operable, the Transmission Loss of the sound rated door is substantially higher than that of the filled metal door. When the doors are sealed to the frame (**graph 20**) however, the Transmission Loss and STC of the doors are equivalent. This suggests that the double perimeter gaskets and bottom seal installed on the sound rated door provide better isolation than the single gasket installed on the filled metal door.

4.6 PERIMETER AND BOTTOM SOUND GASKETING

In total four types of perimeter gaskets were investigated in this study:

- Schlegel DSK 783 extruded neoprene seals supplied by PORTES DE LA FONTAINE INC. (test no 1).
- Bronze gaskets 119 WB supplied by ZERO INTERNATIONAL (test no 3).
- UNIQUE 1650 aluminium/neoprene extruded seals (test no 5).
- Pemko 319N and CF10 supplied and installed by BUMEDA on their sound and fire rated door (test no 8).

For tests no 1 and 3, the perimeter gaskets were also installed at the bottom of the door and compressed on a sill. For test no 5 and 8 automatic door bottom were

used: in the case of test no 5 a mortised Unique 320 V bottom seal was fitted to the door by TECHNI-PORTES; BUMEDA (test no 8) used a Unique 50 SHD surface mounted seal on its rated door.

As mentioned previously the acoustical performance of perimeter and bottom gasketing of doors generally governs the sound isolation provided by the door assembly. The results of tests no 1, 3 and 5 suggests that single perimeter gaskets and door bottoms used in this study provided a similar performance. Door no 8 equipped with double perimeter seals provided the best noise isolation performance of all the operable doors.

The results obtained in this study suggest that when the noise isolation provided by a door sealed to its frame is in the order of 5 STC points or greater than the noise isolation which it provides when operable and equipped with single seals, one could improve the performance of the operable door by doubling the seals at the perimeter and at the bottom of the door. This can be achieved most easily by installing one seal between the door frame or sill and the door, and another seal on the door stop for the perimeter seals, and on the door in the case of the bottom seal.

4.7 FRESH AIR INTAKE

In a number of recent multi-dwelling buildings, the corridors are pressurized. A positive pressure in the corridor confines odours inside dwellings, while supplying fresh air in the dwellings and compensating for the air exhausted by bathrooms and kitchen fans and by the clothes dryer. Mechanical engineers generally recommend that a gap of 1/2" to 1" be left at the bottom of the access doors to allow the infiltration of the air from the corridor to the dwelling. Such a practice is detrimental to the noise isolation provided by the doors. Instead, one should provide an opening above the door treated with a piece of lined duct or a silencer providing an insertion loss consistent with the noise isolation provided by the door. Based on the best performance of the operable door measured in this study (test no 8) and a

ventilation surface of roughly 36 sq inch (1" at the bottom of the door), we have estimated as follows the approximate sound insertion loss required:

Frequency	125	250	500	1K	2K	4K
Insertion Loss	5	10	15	15	15	15

5.0 SIMPLE METHOD OF MEASURING THE SOUND ISOLATION OF A DOOR IN THE FIELD

The ASTM E 336 standard is generally used when one must determine the Sound Transmission Loss and Sound Transmission Class of a partition or floor/ceiling assembly in the field. For measuring the Sound Transmission Loss of an access door however, this method is often awkward, and expensive compared to the cost of the door. Consequently, the author has developed a normalized method to measure the sound insertion loss provided by doors which would not require that the ratio of the surface of the door versus the sound absorption in the receiving room be determined.

Here is the proposed procedure.

- .1 Locate the microphone on the side of the source room (generally a corridor or a stair case) at 1 m of the door to be tested. After ensuring that the sound source is far enough from the door to create a relatively diffuse sound field, measure the 1/3 octave incident sound pressure levels when the door is open and close ($L_{p(\text{incident open})}$, $L_{p(\text{incident close})}$).
- .2 Locate the microphone inside the receiving room at 1 m of the door; measure the 1/3 octave sound pressure levels transmitted to the receiving room with the door open and close ($L_{p(\text{rec. open})}$, $L_{p(\text{rec. close})}$).

With these measurements one can deduce the Insertion Loss of the door normalized in function of the sound pressure level in the source room (NIL) using the following equation:

$$NIL = (Lp_{(rec. open)} - Lp_{(rec. close)}) + (Lp_{(source close)} - Lp_{(source open)})$$

The first term in parenthesis represent the insertion loss provided by the door. The second term in parenthesis represent a normalization factor which takes into account the variation of the absorption in the source room when the door is open and closed. If the source room is very reverberant or if the door surface is large, this change in absorption could introduce a variation of the reverberant noise level in the source room sufficient to significantly affect the results of the measurement made in the receiving room.

Graphs no 1B, 2B, 5B, 7B and 9B compare the noise isolation measurements made using the sound intensimetry technique and to those made using the above described technique with only one point of measurement located in the centre of the door. As can be seen with the exception of **graph 5B** the results of these two methods are in relatively good agreement, with a difference of only 1 point between the STC ratings measured with both methods. Based on the results of the tests performed to validate the NIL method proposed above it seems:

- a) that the accuracy of this method could be improved by simply taking a larger number of sampling points (up to approximately 24 samples per measurements instead of 4).
- b) that the NIL quantity measured is equivalent to the TL since it represents the difference between the sound energy incident on a door and the sound energy transmitted through it.

6.0 CONCLUSIONS

- 6.1 The Sound Transmission Class of the doors tested in this study varied from STC 27 to STC 32 when operable and from STC 31 to STC 37 when sealed to their frame.
- 6.2 It appears that installing double perimeter gaskets and bottom seals on the 2 1/4 in. wood door and on the metal doors tested would improve the noise isolation which they provide. This can be achieved most easily by installing one seal between the door frame or sill and the door, and a second gasket on the door stop in the case of the perimeter seals and on the door in the case of the bottom seal. When equipped with double perimeter and bottom seals, it is estimated that the STC rating of the above mentioned doors would be superior to STC 30 when operable.
- 6.3 Replacing a 1 3/4 in. door by a 2 1/4 in. wood door could lead to a maximum improvement of 2 STC points. Replacing a 1 3/4 in. solid core wood door with a 1 3/4 in. hollow core metal door could lead to a maximum improvement of up to 8 STC points.
- 6.4 Filling the core of a 1 3/4 in. metal door with mineral fibre (1 psf) improved the 1/3 octave sound transmission loss of the doors by 2 to 9 decibels at frequencies above 1250 Hz, and resulted in an improvement of 1 STC point; below 1250 Hz no improvement was noticeable.
- 6.5 When operational, the sound rated door supplied by BUMEDA provided a Sound Transmission Class of 32, which, although 4 points inferior to its rating of STC 36, is the highest Sound Transmission Class obtained by the operable doors tested in this study. When sealed to its frame, the Transmission loss curve of the rated door was comparable to that of the metal door of same thickness constructed with 18 Ga. sheet metal, with the core filled using mineral fibre. This suggest that the better

performance obtained by the rated door when compared to the operable filled metal door is mainly due to the better performance of its perimeter and bottom gaskets.

6.6 This research project has been used to validate simple method to measure the Sound Transmission Loss and Sound Transmission Class of doors when they are installed on site. With one exception, the STC obtained using this method correlated within 1 STC point with those obtained in laboratory.

6.7 In multi-dwelling buildings where the corridors are pressurized, it is recommended that an opening above the door be put in place and treated with a piece of lined duct or a silencer providing an insertion loss consistent with that of the door. Based on the TL provided by the best operable door measured in this study (test no 8), and taking into account a ventilation surface of roughly 36 sq inch (corresponding to 1" gap at the bottom of the door) the approximate insertion loss required has been estimated as follows:

Frequency	125	250	500	1K	2K	4K
Insertion Loss	5	10	15	15	15	15

Respectfully submitted

February 26, 1993

MJM ACOUSTICAL CONSULTANTS INC.



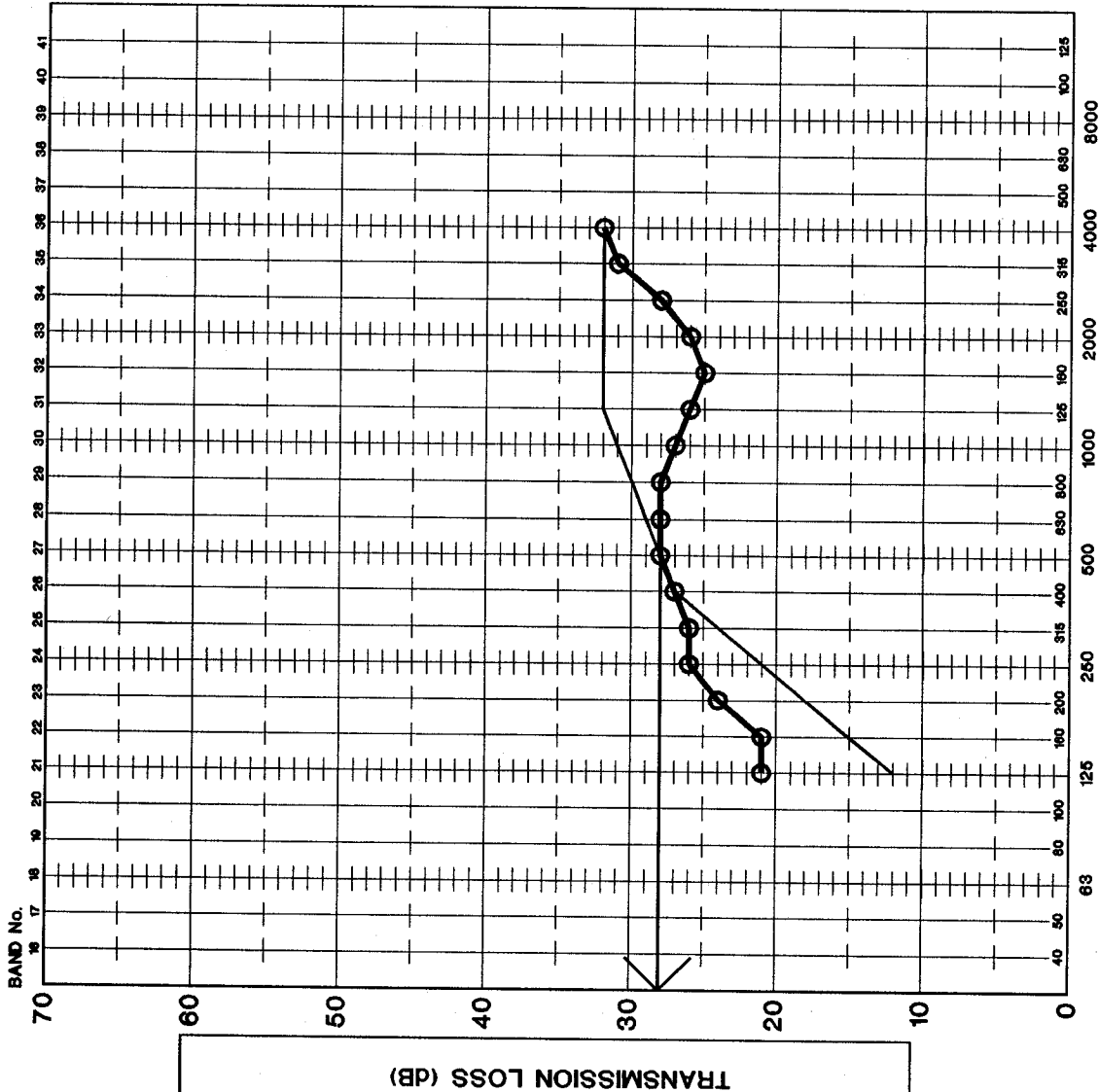
Michel Morin, architect

President

ANNEX I

W

NOTE: THIS GRAPH ALONE DOES NOT REPRESENT A COMPLETE REPORT



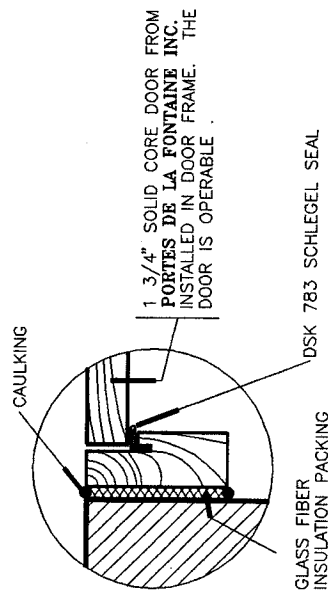
FREQUENCY IN HERTZ

WJM

LEGEND

- Transmission Loss (TL)
- STC contour (ASTM E 413-87)
- Sound Transmission Class
STC = 28

SECTION



PROJECT DESCRIPTION

RESEARCH PROJECT ON THE NOISE ISOLATION PROVIDED BY ACCESS DOORS

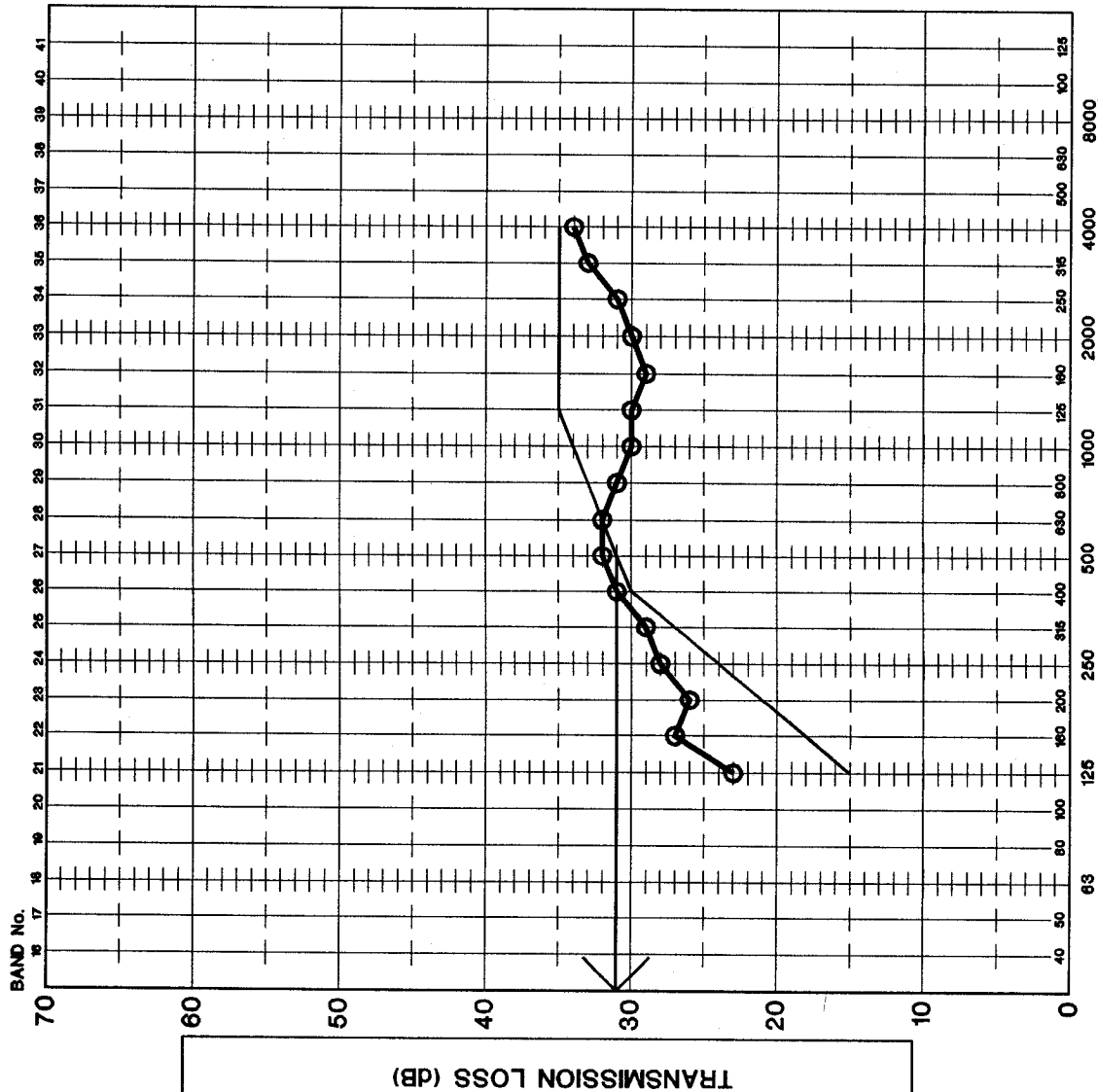
GRAPH TITLE

NOISE ISOLATION PROVIDED BY A 1 3/4 in THICK SOLID CORE DOOR; FRAME EQUIPED WITH SCHLEGEL DSK 783 SOUND GASKETS

GRAPH NUMBER 1

PROJECT NUMBER 177.911
DATE 92 12

NOTE: THIS GRAPH ALONE DOES NOT REPRESENT A COMPLETE REPORT



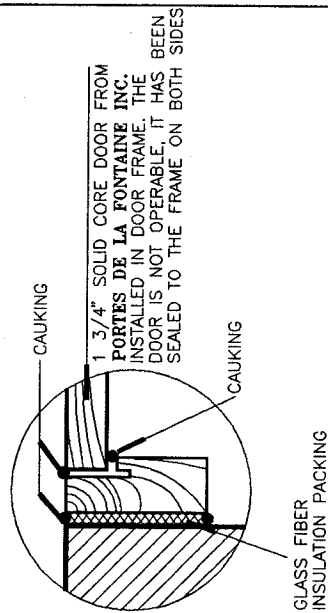
LEGEND

— Transmission Loss (TL)

— STC contour
(ASTM E 413-87)

Sound Transmission Class
STC = 31

SECTION



PROJECT DESCRIPTION

RESEARCH PROJECT ON THE NOISE ISOLATION PROVIDED BY ACCESS DOORS

GRAPH TITLE

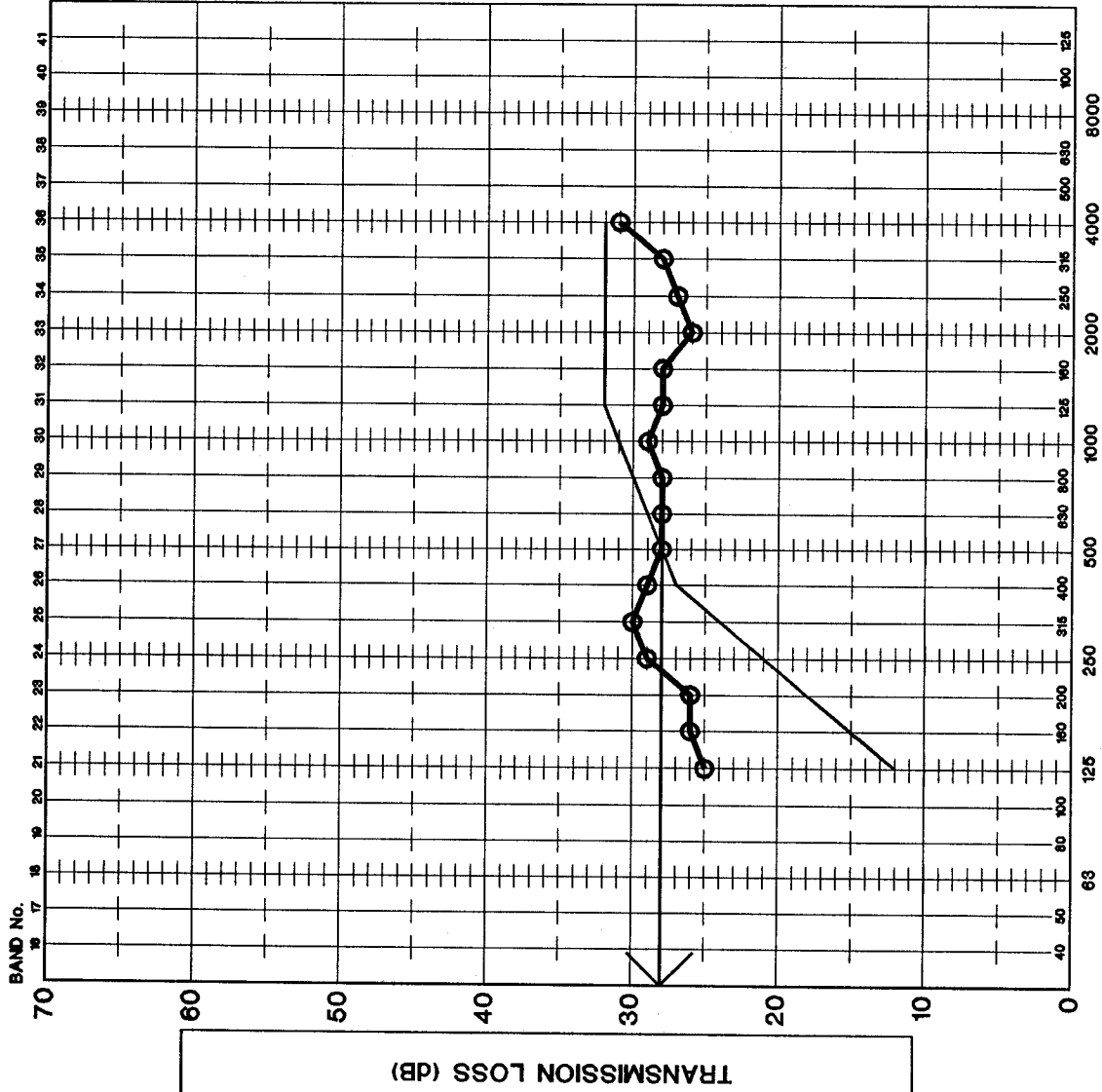
NOISE ISOLATION PROVIDED BY A 1 3/4 in THICK SOLID CORE DOOR; PERIMETER CAULKED WITH REMOVABLE CAULKING

GRAPH NUMBER 2

PROJECT NUMBER 177.911
DATE 92 12

MJM

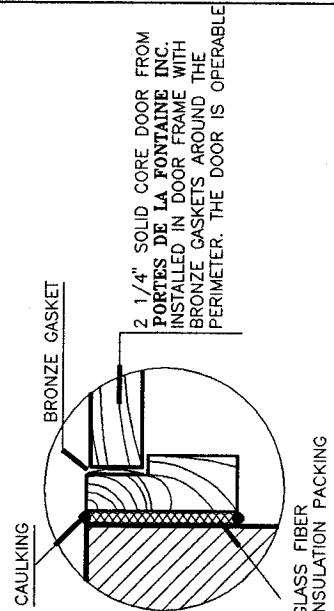
NOTE: THIS GRAPH ALONE DOES NOT REPRESENT A COMPLETE REPORT



LEGEND

- Transmission Loss (TL)
- STC contour (ASTM E 413-87)
- Sound Transmission Class
STC = 28

SECTION



PROJECT DESCRIPTION

RESEARCH PROJECT ON THE NOISE ISOLATION PROVIDED BY ACCESS DOORS

GRAPH TITLE

NOISE ISOLATION PROVIDED BY A 2 1/4 in THICK SOLID CORE DOOR; FRAME EQUIPED WITH ZERO 119WB BRONZE GASKETS

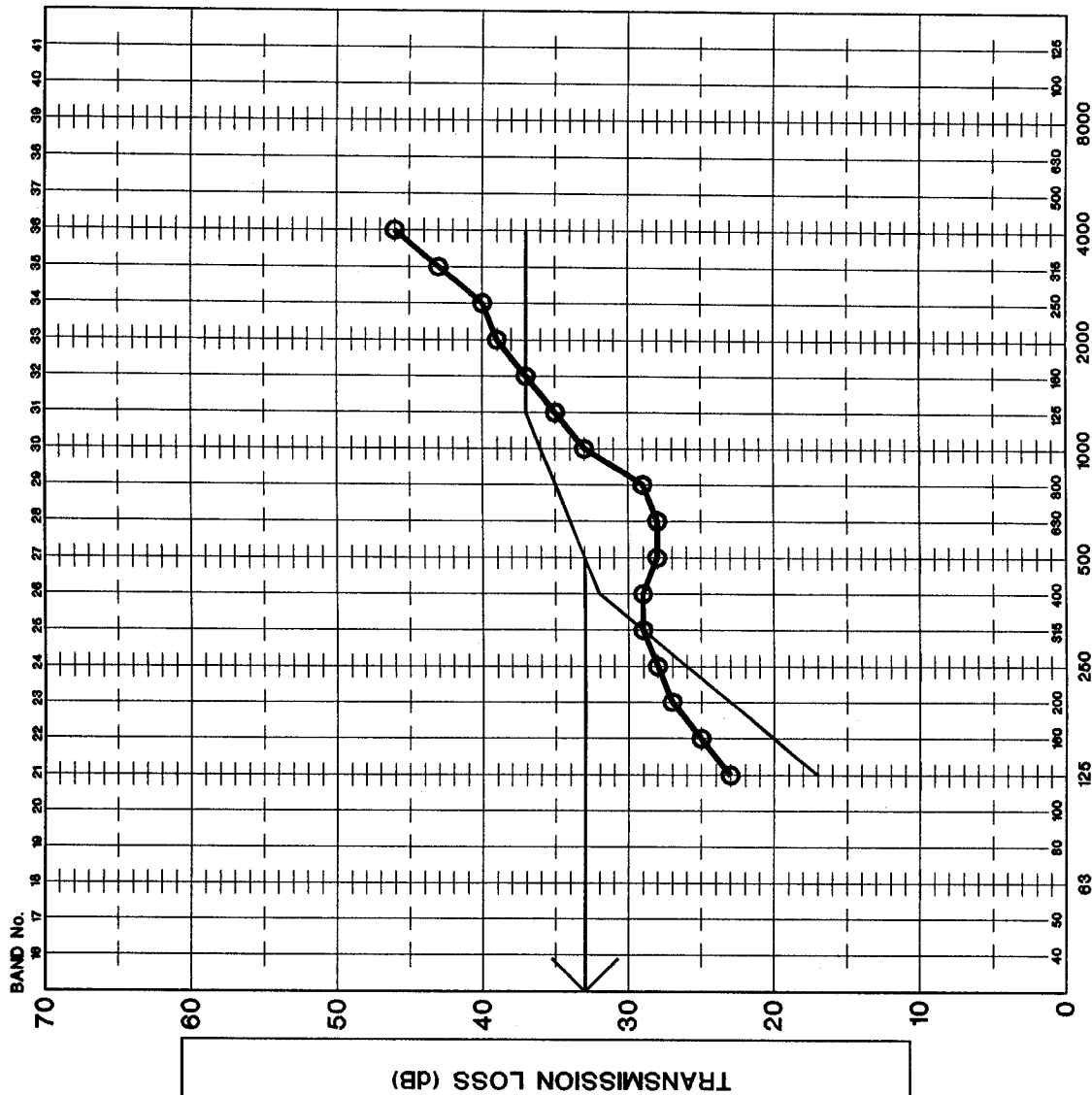
GRAPH NUMBER 3

PROJECT NUMBER 177.911
DATE 92 12

FREQUENCY IN HERTZ

MJM

NOTE: THIS GRAPH ALONE DOES NOT REPRESENT A COMPLETE REPORT



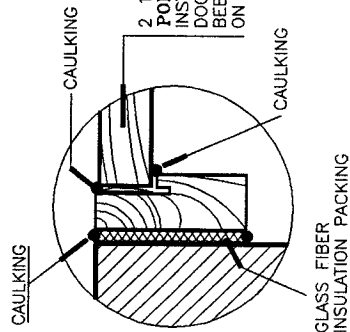
LEGEND

— Transmission Loss (TL)

— STC contour
(ASTM E 413-87)

Sound Transmission Class
STC = 33

SECTION



PROJECT DESCRIPTION

RESEARCH PROJECT ON THE NOISE ISOLATION PROVIDED BY ACCESS DOORS

GRAPH TITLE

NOISE ISOLATION PROVIDED BY A 2 1/4 in THICK SOLID CORE DOOR; PERIMETER CAULKED WITH REMOVABLE CAULKING

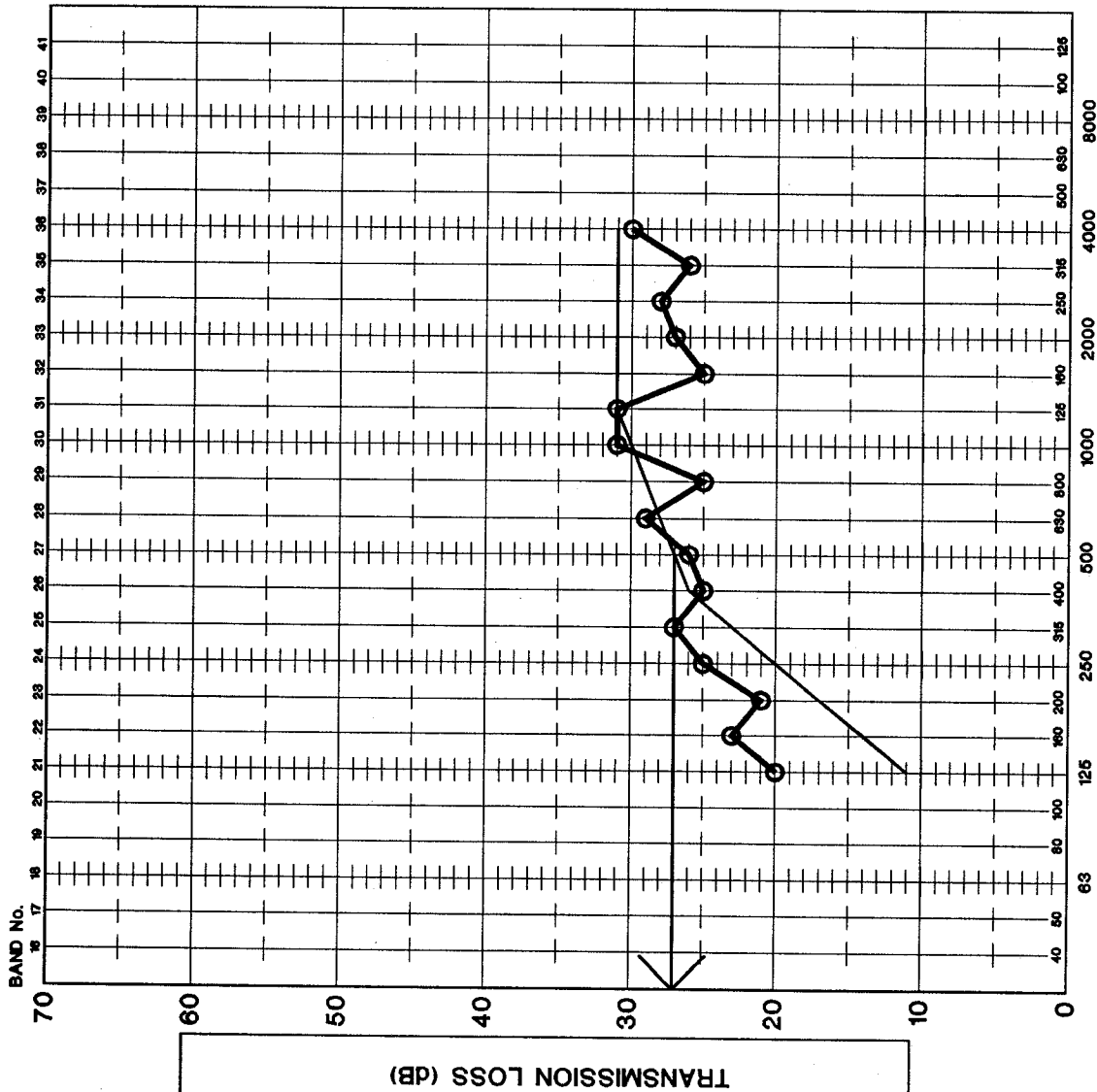
GRAPH NUMBER 4

PROJECT NUMBER 177.911

DATE 92 12

mjm

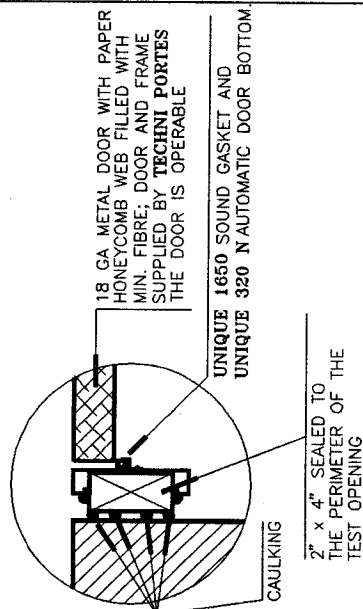
NOTE: THIS GRAPH ALONE DOES NOT REPRESENT A COMPLETE REPORT



LEGEND

- Transmission Loss (TL)
- STC contour (ASTM E 413-87)
- Sound Transmission Class STC = 27

SECTION



PROJECT DESCRIPTION

RESEARCH PROJECT ON THE NOISE ISOLATION PROVIDED BY ACCESS DOORS

GRAPH TITLE

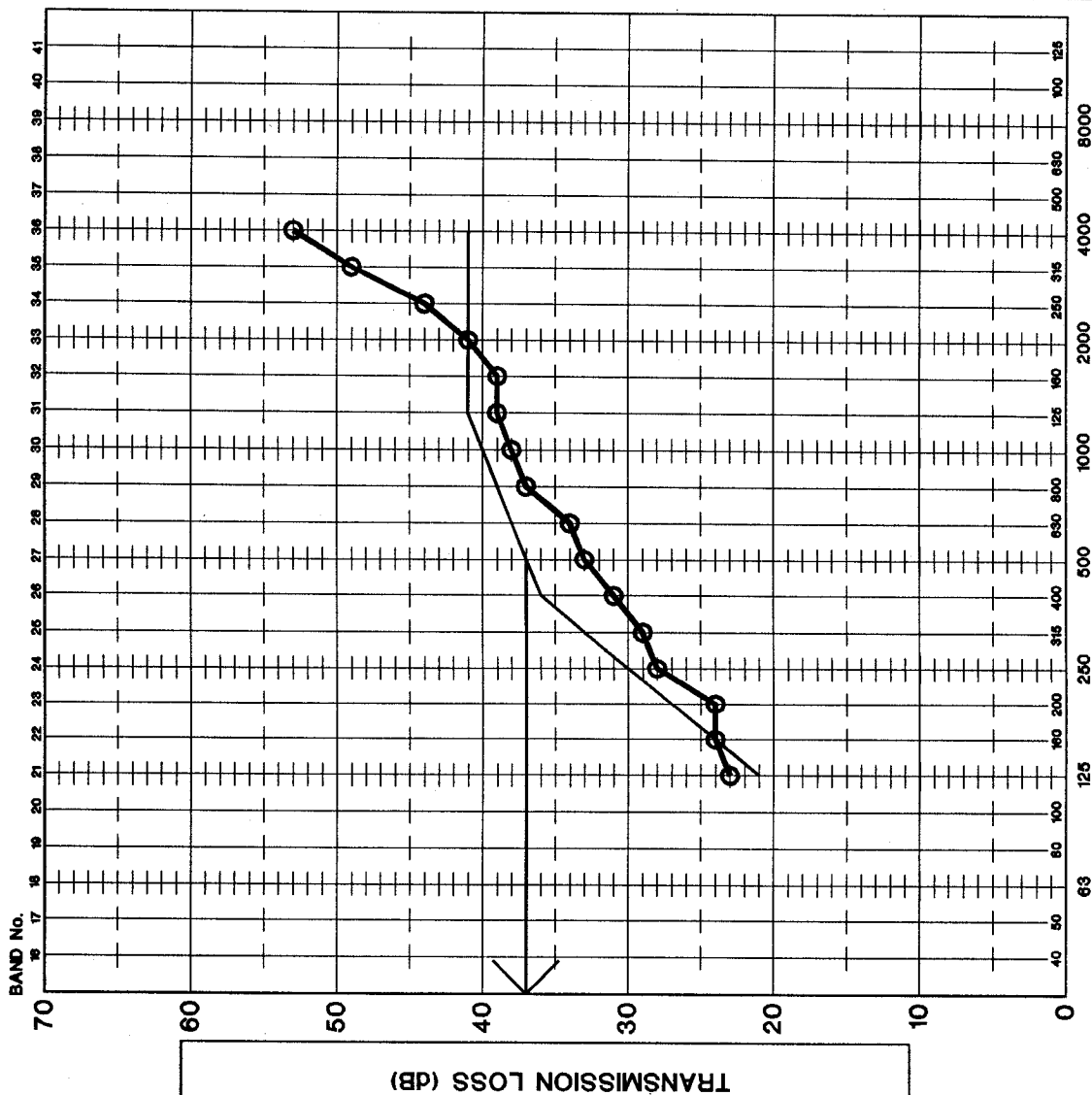
NOISE ISOLATION PROVIDED BY A 1 3/4 in METAL DOOR WITH MINERAL IN THE CAVITY, GASKETED AND OPERATIONAL.

GRAPH NUMBER 5

PROJECT NUMBER 177.911 DATE 92 12

MJM

NOTE: THIS GRAPH ALONE DOES NOT REPRESENT A COMPLETE REPORT



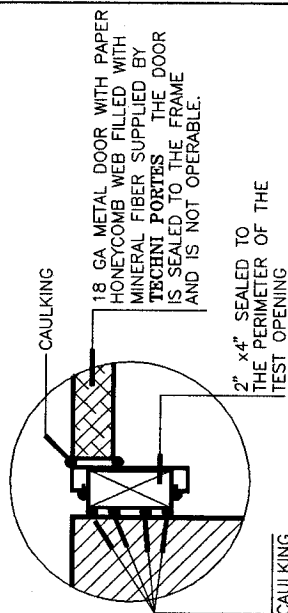
LEGEND

— Transmission Loss (TL)

— STC contour
(ASTM E 413-87)

Sound Transmission Class
STC = 37

SECTION



PROJECT DESCRIPTION

RESEARCH PROJECT ON THE NOISE ISOLATION PROVIDED BY ACCESS DOORS

GRAPH TITLE

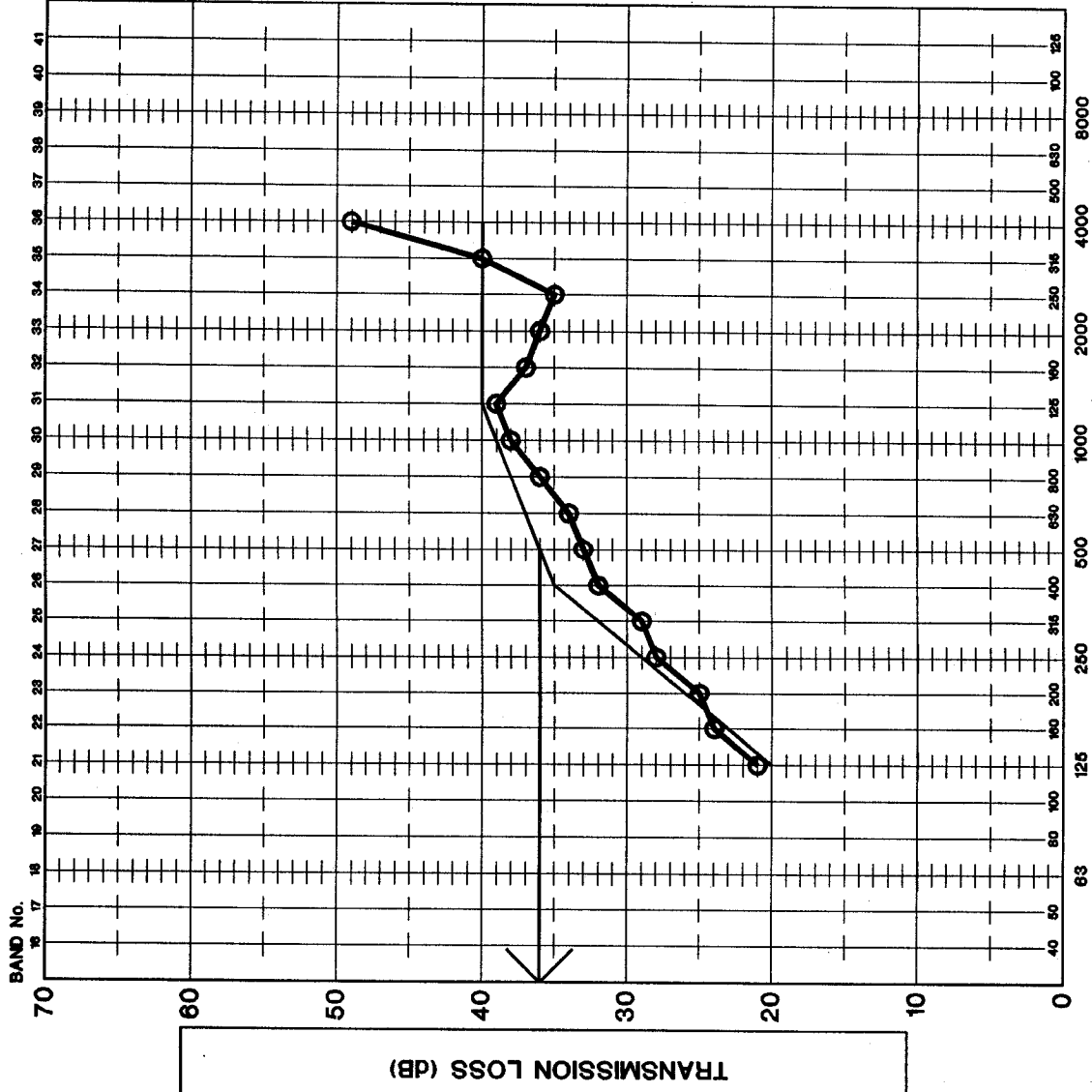
NOISE ISOLATION PROVIDED BY A 1 3/4 in METAL DOOR WITH MINERAL FIBER IN CAVITY AND PERIMETER CAULKED.

GRAPH NUMBER 6

PROJECT NUMBER 177.911
DATE 92 11

MJM

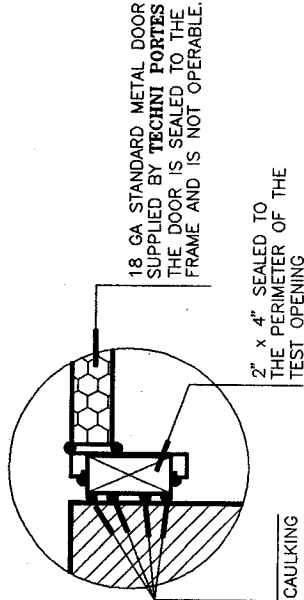
NOTE: THIS GRAPH ALONE DOES NOT REPRESENT A COMPLETE REPORT



LEGEND

- Transmission Loss (TL)
- STC contour (ASTM E 413-87)
- Sound Transmission Class
STC = 36

SECTION



PROJECT DESCRIPTION

RESEARCH PROJECT ON THE NOISE ISOLATION PROVIDED BY ACCESS DOORS

GRAPH TITLE

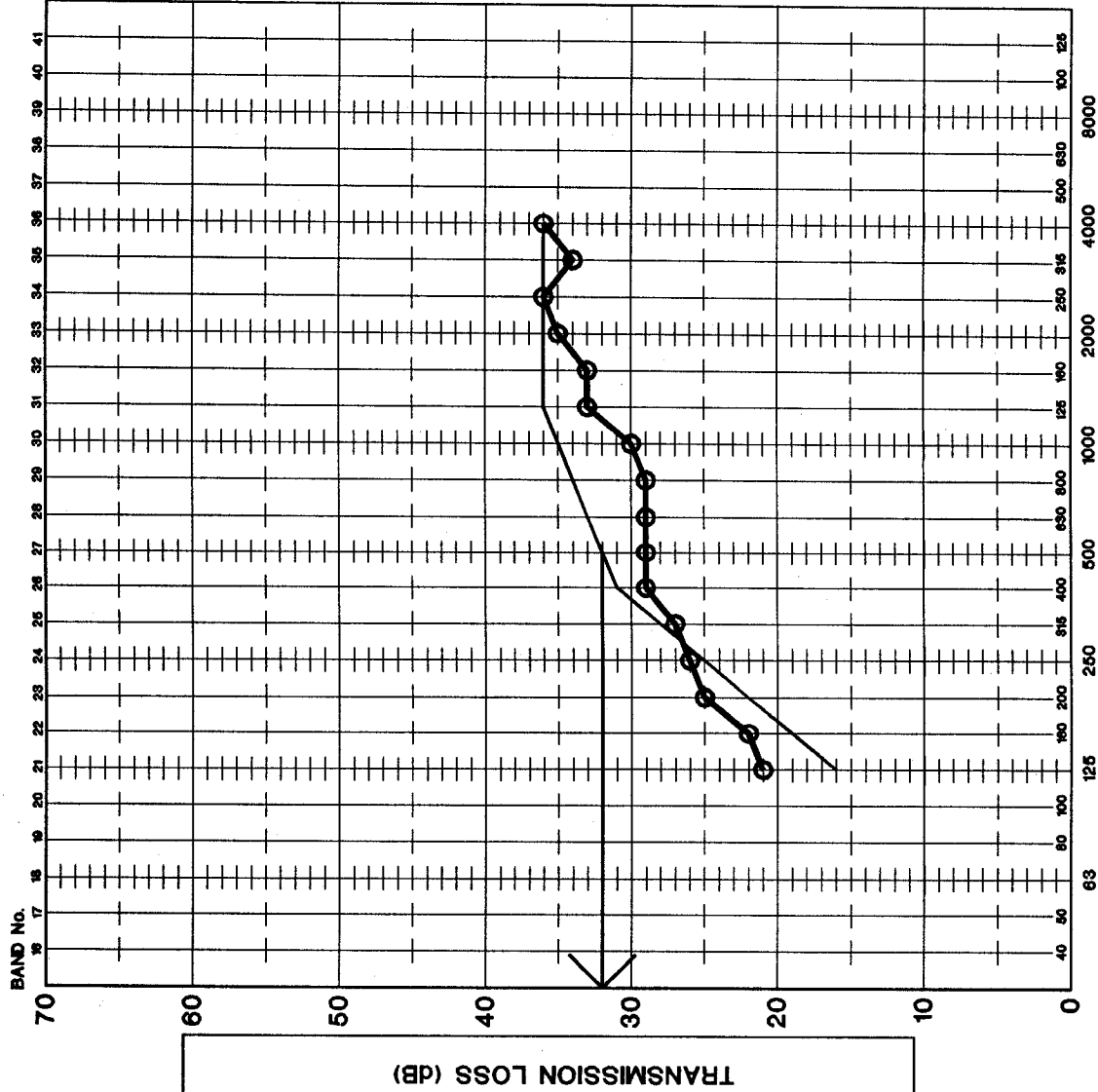
NOISE ISOLATION PROVIDED BY A 1 3/4 in METAL DOOR WITH UNFILLED HONEYCOMB PAPER WEB AND PERIMETER CAULKED

GRAPH NUMBER 7

PROJECT NUMBER 177.911
DATE 92 12

MJM

NOTE: THIS GRAPH ALONE DOES NOT REPRESENT A COMPLETE REPORT



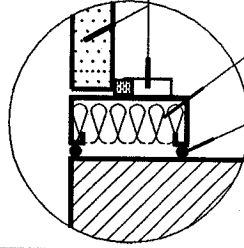
LEGEND

— Transmission Loss (TL)

— STC contour (ASTM E 413-87)

Sound Transmission Class
STC = 32

SECTION



SOUND RATED DOOR
SUPPLIED BY BUMEDA Ltd.

DOOR, FRAME, SOUND GASKETS,
AND DOOR BOTTOM SUPPLIED
BY BUMEDA Ltd

SEE REPORT FOR FULL DESCRIPTION

GLASS FIBRE INSULATION IN FRAME
GAP BETWEEN FRAME AND TEST OPENING
SEALED WITH CAULKING

PROJECT DESCRIPTION

RESEARCH PROJECT ON THE NOISE
ISOLATION PROVIDED BY ACCESS DOORS

GRAPH TITLE

NOISE ISOLATION PROVIDED BY A SOUND
RATED DOOR, FRAME AND SOUND GASKETS
SUPPLIED BY BUMEDA; DOOR OPERABLE.

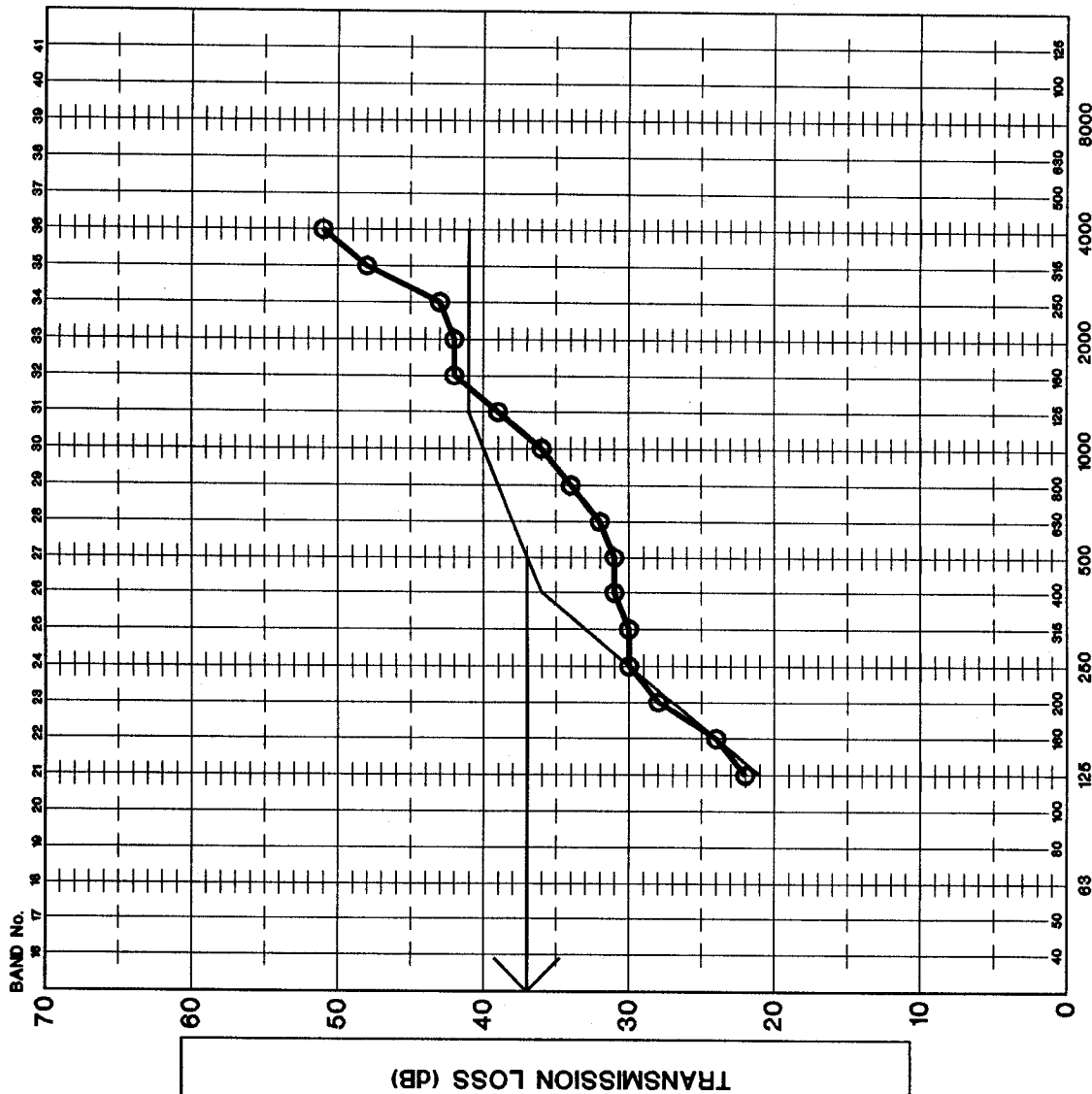
GRAPH NUMBER 8

PROJECT NUMBER
177.911

DATE
92 12

WJM

NOTE: THIS GRAPH ALONE DOES NOT REPRESENT A COMPLETE REPORT



FREQUENCY IN HERTZ

MJM

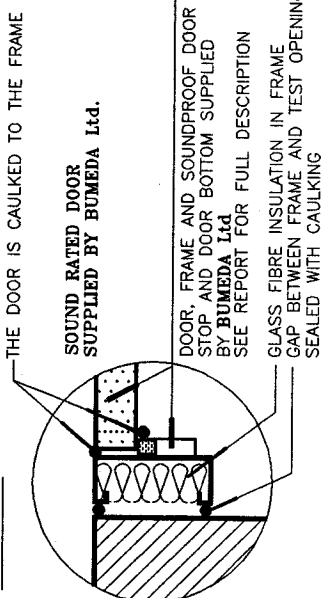
LEGEND

— Transmission Loss (TL)

— STC contour
(ASTM E 413-87)

Sound Transmission Class
STC = 37

SECTION



PROJECT DESCRIPTION

RESEARCH PROJECT ON THE NOISE ISOLATION PROVIDED BY ACCESS DOORS

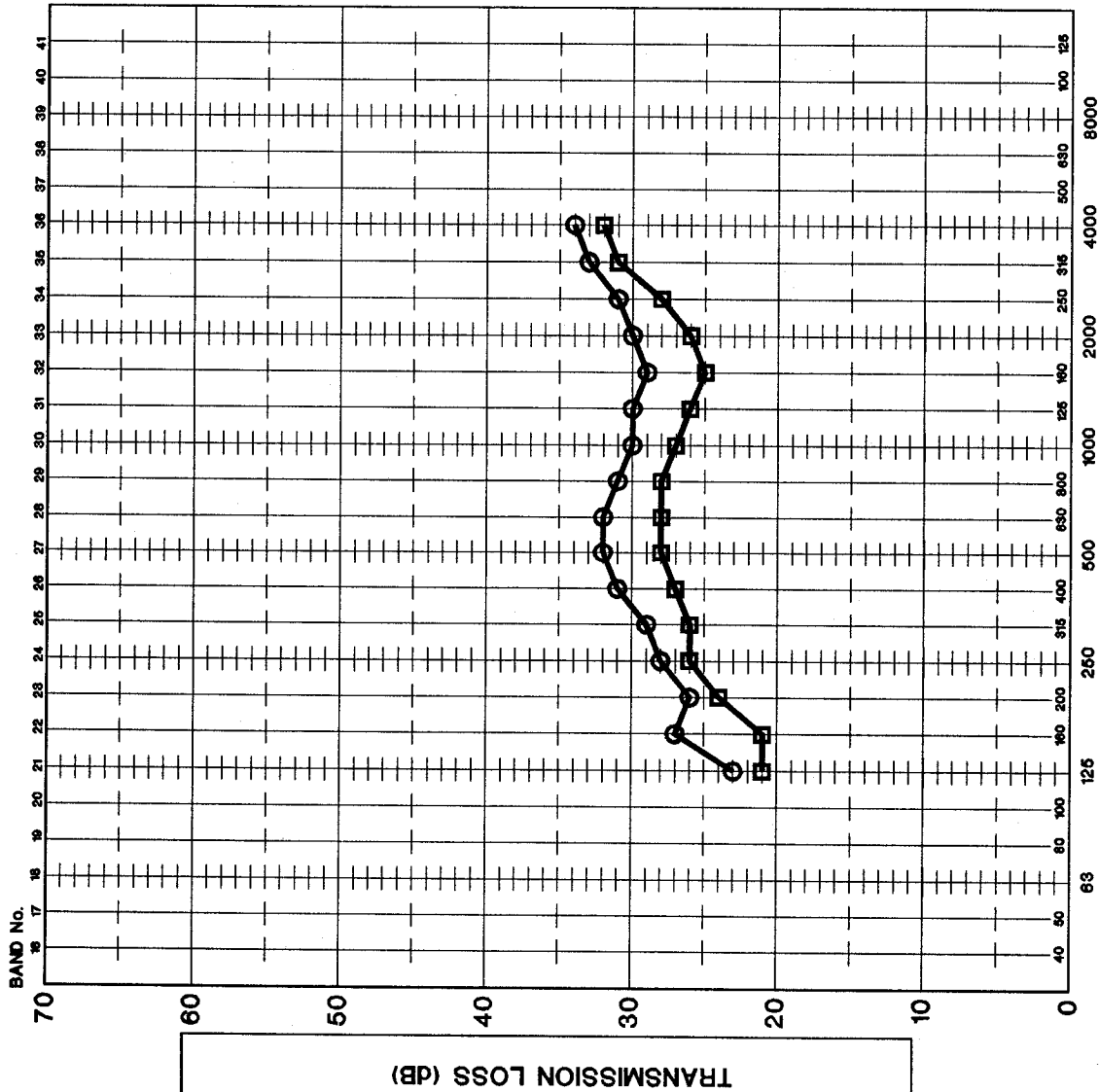
GRAPH TITLE

NOISE ISOLATION PROVIDED BY A SOUND RATED DOOR, FRAME AND SOUND GASKETS SUPPLIED BY BUMEDA; DOOR CAULKED..

GRAPH NUMBER 9

PROJECT NUMBER 177.911 DATE 92 12

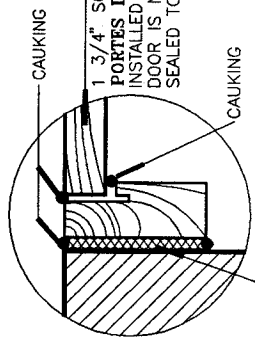
NOTE: THIS GRAPH ALONE DOES NOT REPRESENT A COMPLETE REPORT



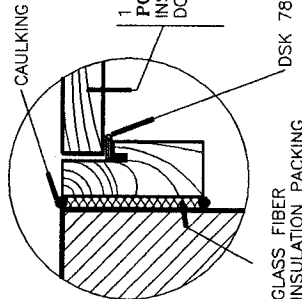
LEGEND



Transmission Loss (TL)
TEST NO 2; STC=31



Transmission Loss (TL)
TEST NO 1; STC=28



PROJECT DESCRIPTION

RESEARCH PROJECT ON THE NOISE ISOLATION PROVIDED BY ACCESS DOORS

GRAPH TITLE

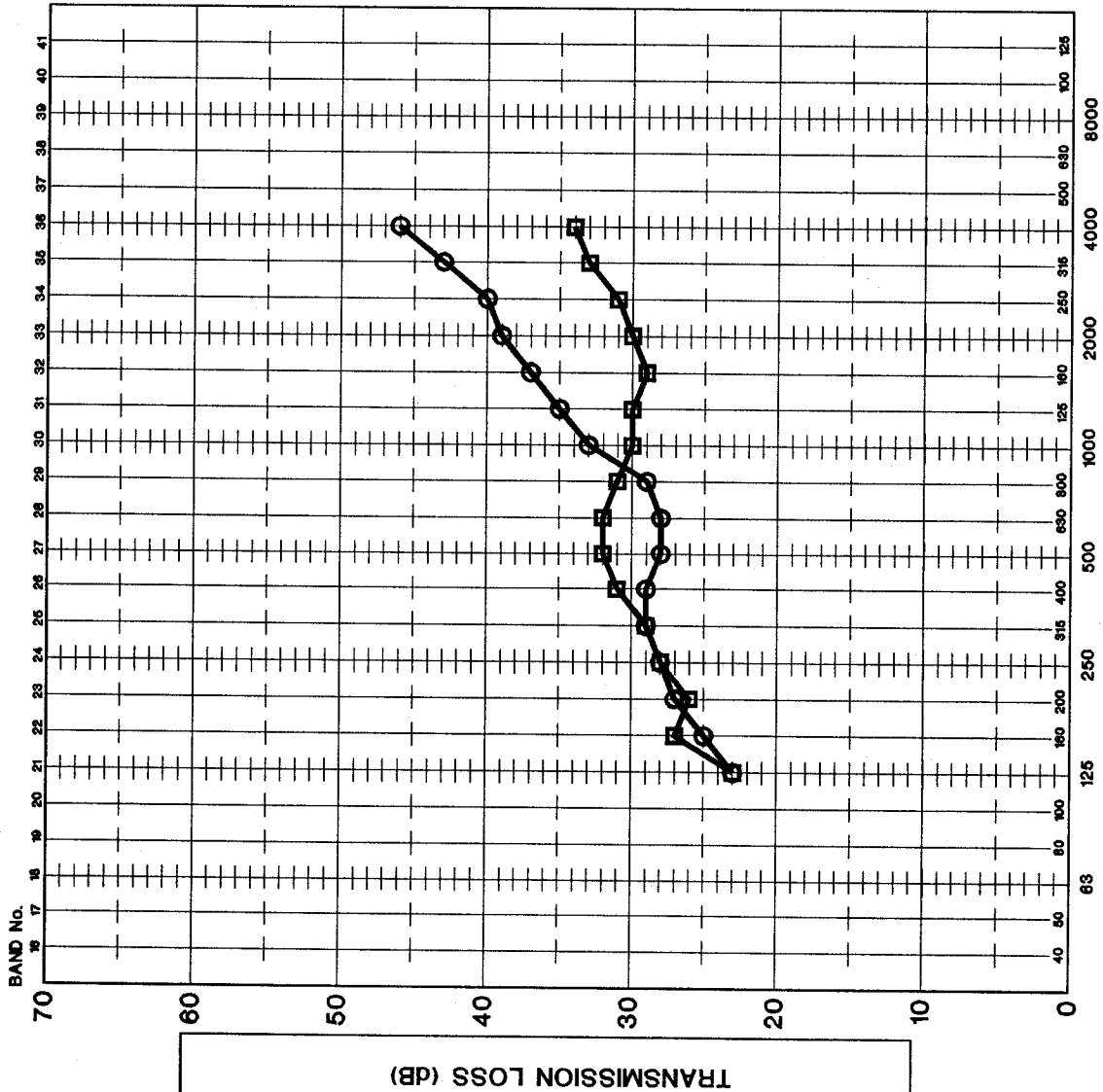
NOISE ISOLATION PROVIDED BY A 1 3/4 in CAULKED TO FRAME VERSUS SAME DOOR IN FRAME EQUIPPED WITH DSK 783 GASKETS

GRAPH NUMBER 10

PROJECT NUMBER 177.911
DATE 92 11

mjm

NOTE: THIS GRAPH ALONE DOES NOT REPRESENT A COMPLETE REPORT

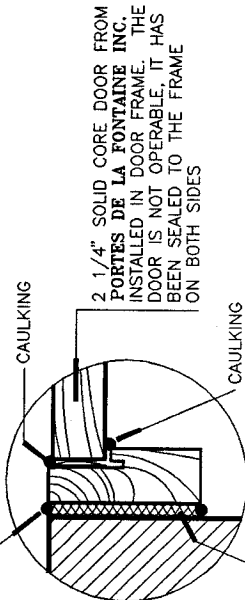


FREQUENCY IN HERTZ

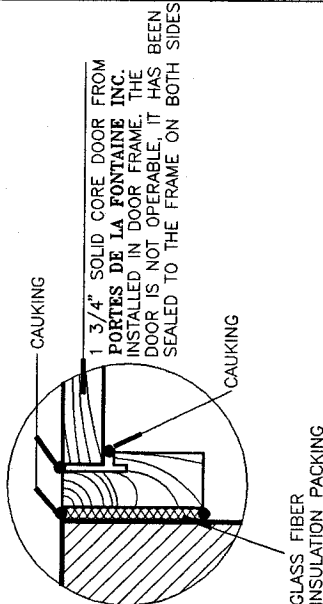
mjm

LEGEND

Transmission Loss (TL)
TEST NO 4; STC=33



Transmission Loss (TL)
TEST NO 2; STC=31



PROJECT DESCRIPTION

RESEARCH PROJECT ON THE NOISE ISOLATION PROVIDED BY ACCESS DOORS

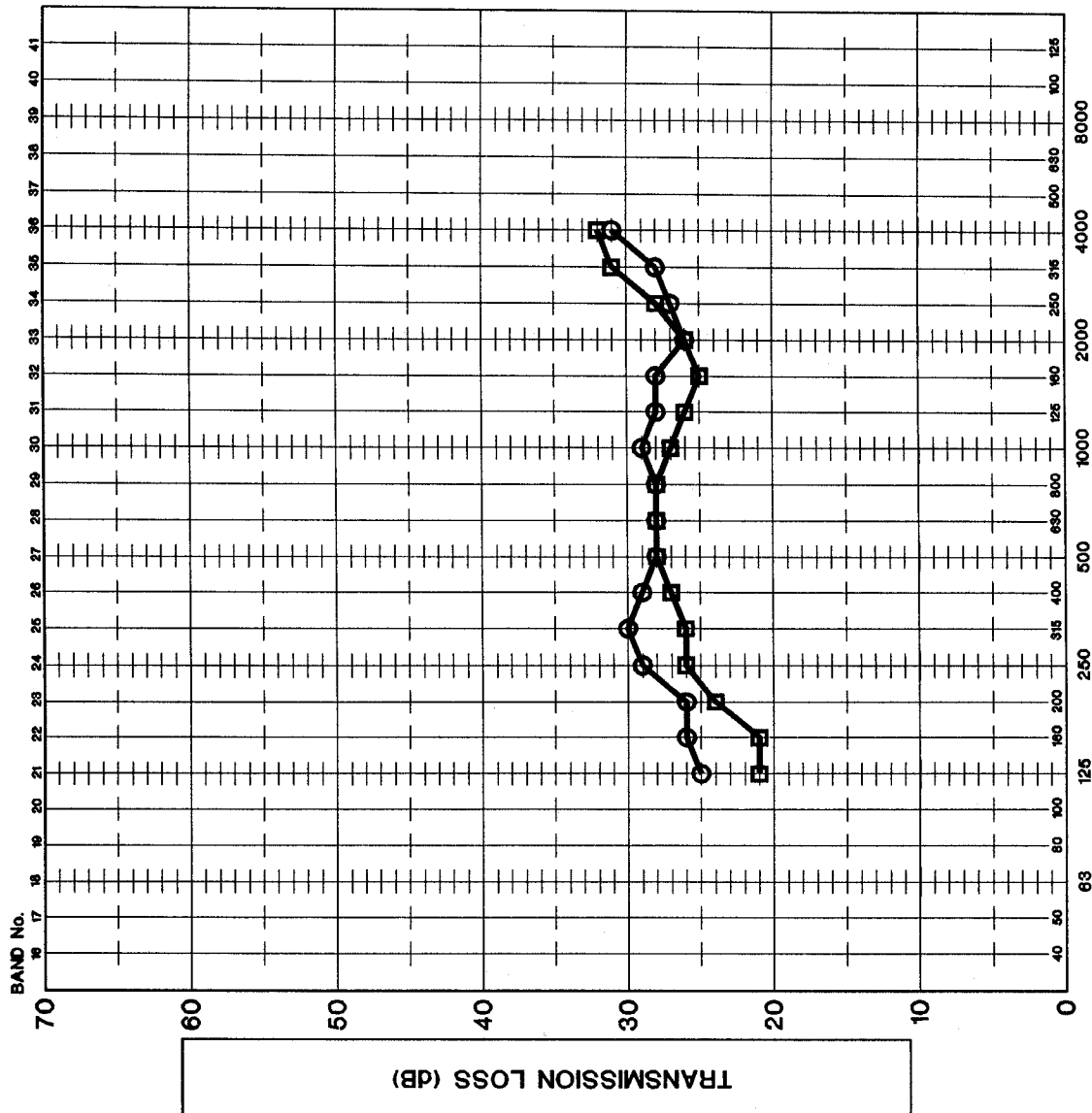
GRAPH TITLE

NOISE ISOLATION PROVIDED BY A 2 1/4 in VERSUS A 1 3/4 SOLID CORE DOOR WITH PERIMETER CAULKED TO FRAME.

GRAPH NUMBER 11

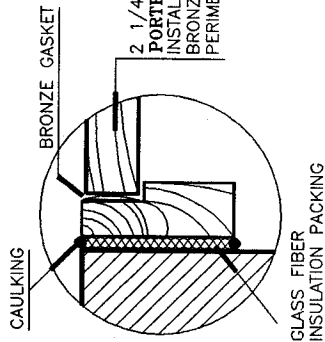
PROJECT NUMBER 177.911 DATE 92 12

NOTE: THIS GRAPH ALONE DOES NOT REPRESENT A COMPLETE REPORT

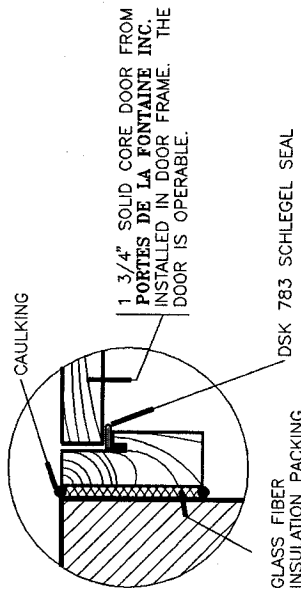


LEGEND

Transmission Loss (TL)
TEST NO 3; STC=28



Transmission Loss (TL)
TEST NO 1; STC=28



PROJECT DESCRIPTION

RESEARCH PROJECT ON THE NOISE ISOLATION PROVIDED BY ACCESS DOORS

GRAPH TITLE

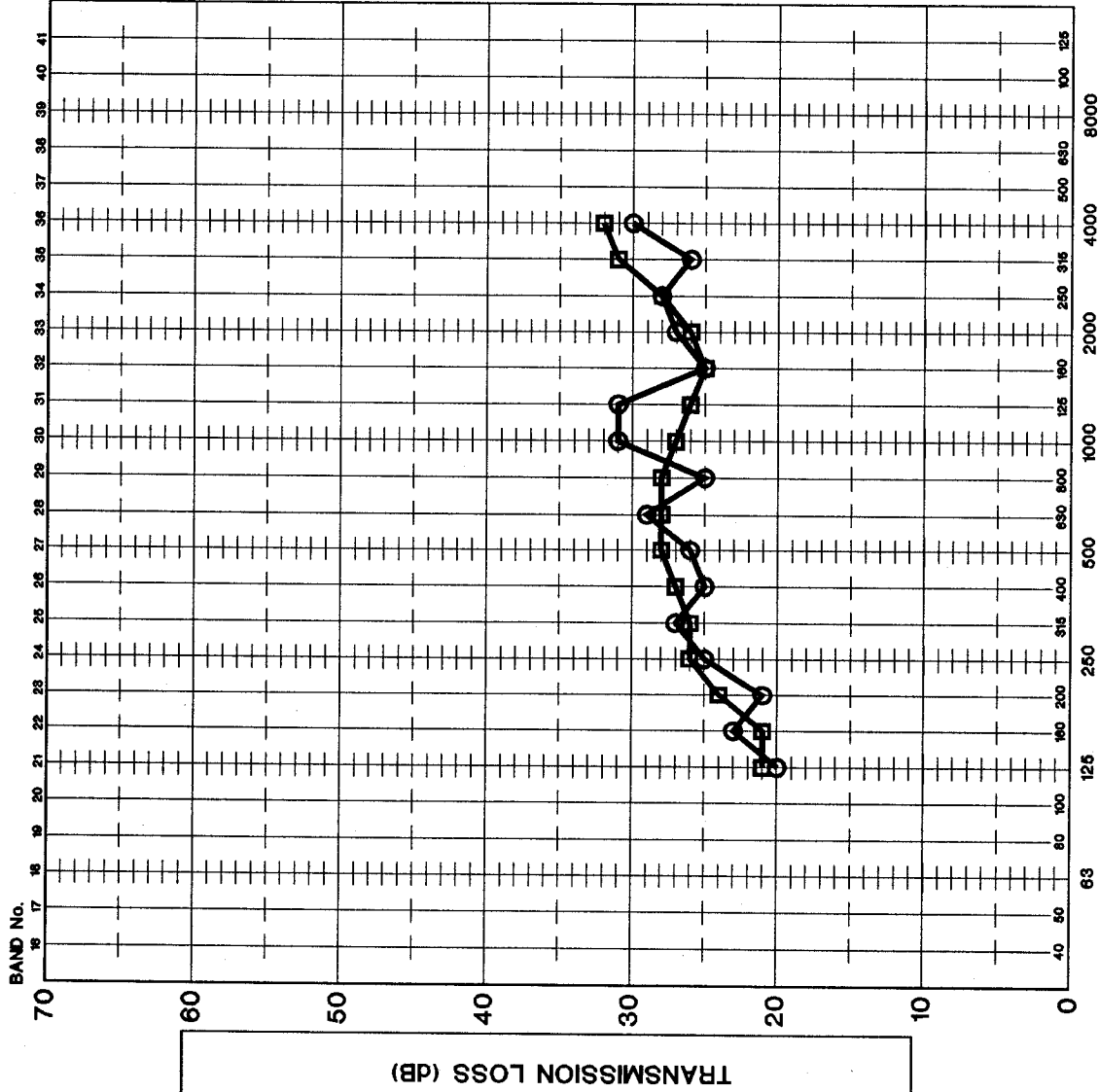
NOISE ISOLATION PROVIDED BY A 1 3/4 in SOLID CORE DOOR W/. SHLEGEL SEALS VS. 2 1/4 in. DOOR W/. BRONZE GASKETS.

GRAPH NUMBER 12

PROJECT NUMBER 177.911 DATE 92 12

mjm

NOTE: THIS GRAPH ALONE DOES NOT REPRESENT A COMPLETE REPORT

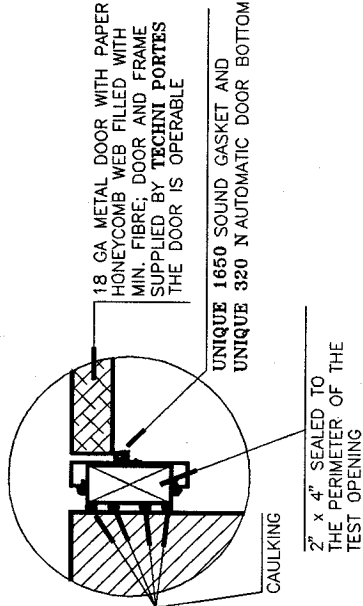


FREQUENCY IN HERTZ

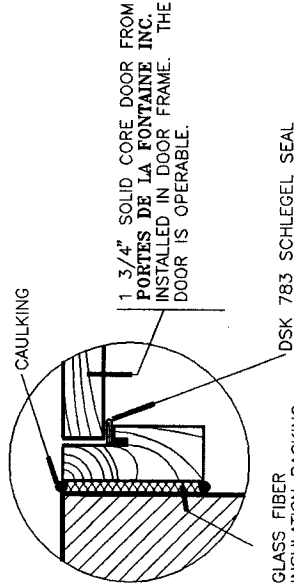
mjm

LEGEND

Transmission Loss (TL)
TEST NO 5; STC=27



Transmission Loss (TL)
TEST NO 1; STC=28



PROJECT DESCRIPTION

RESEARCH PROJECT ON THE NOISE ISOLATION PROVIDED BY ACCESS DOORS

GRAPH TITLE

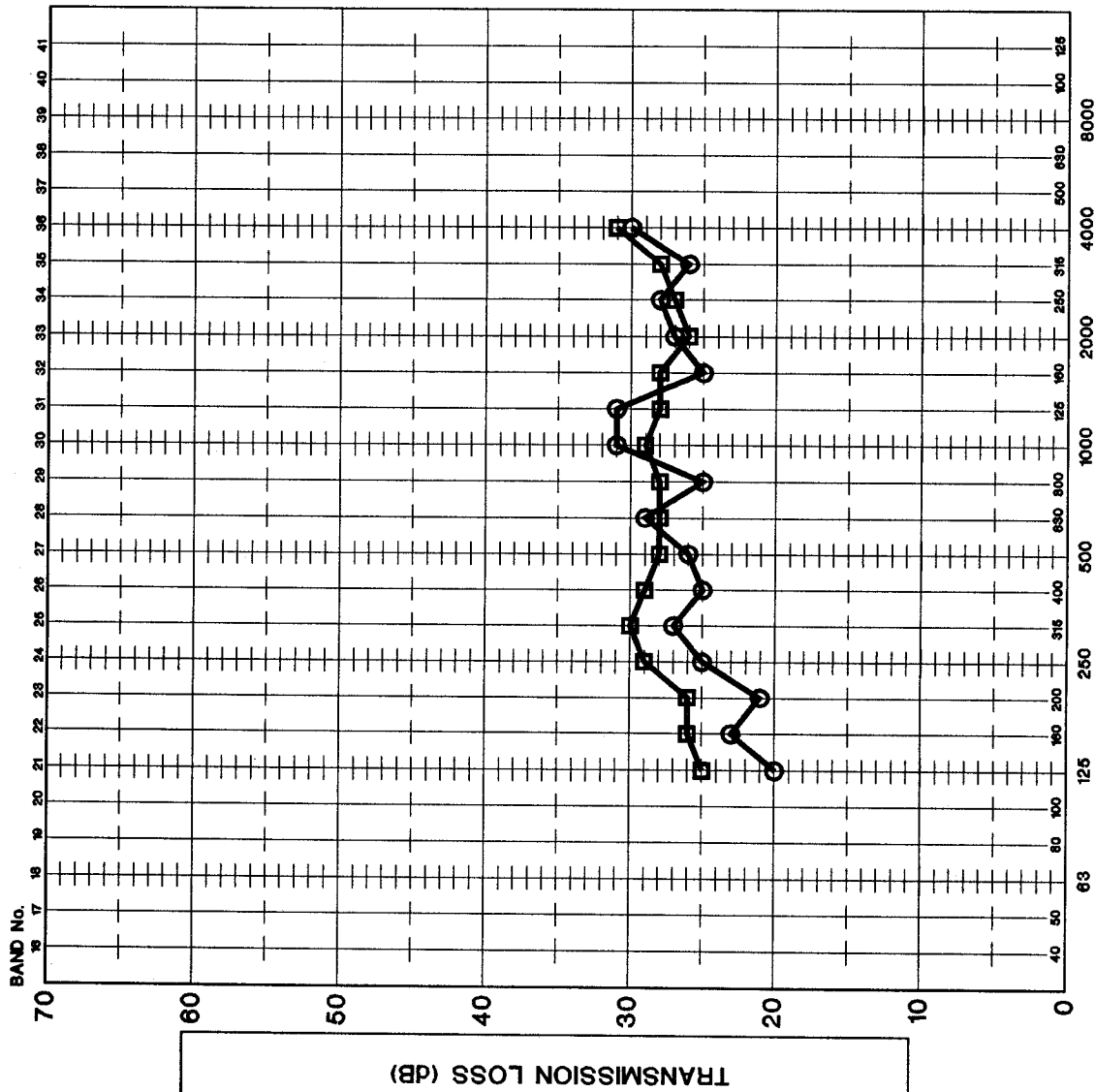
NOISE ISOLATION PROVIDED BY A 1 3/4 in GASKETED FILLED METAL DOO VS THAT OF A 1 3/4 in. GASKETED WOOD DOOR.

GRAPH NUMBER 13

PROJECT NUMBER 177.911

DATE 92 12

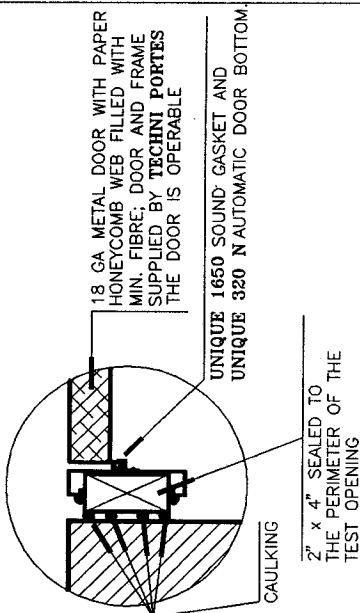
NOTE: THIS GRAPH ALONE DOES NOT REPRESENT A COMPLETE REPORT



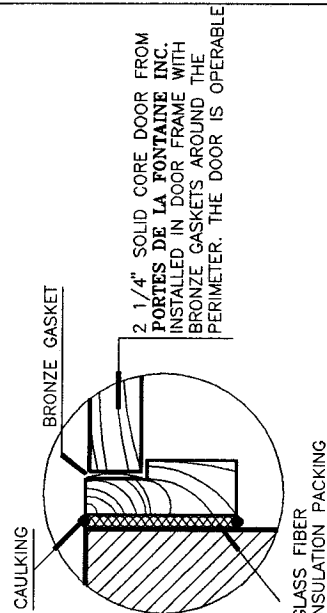
FREQUENCY IN HERTZ

LEGEND

Transmission Loss (TL)
STC = 27



Transmission Loss (TL)
STC = 28



PROJECT DESCRIPTION

RESEARCH PROJECT ON THE NOISE ISOLATION PROVIDED BY ACCESS DOORS

GRAPH TITLE

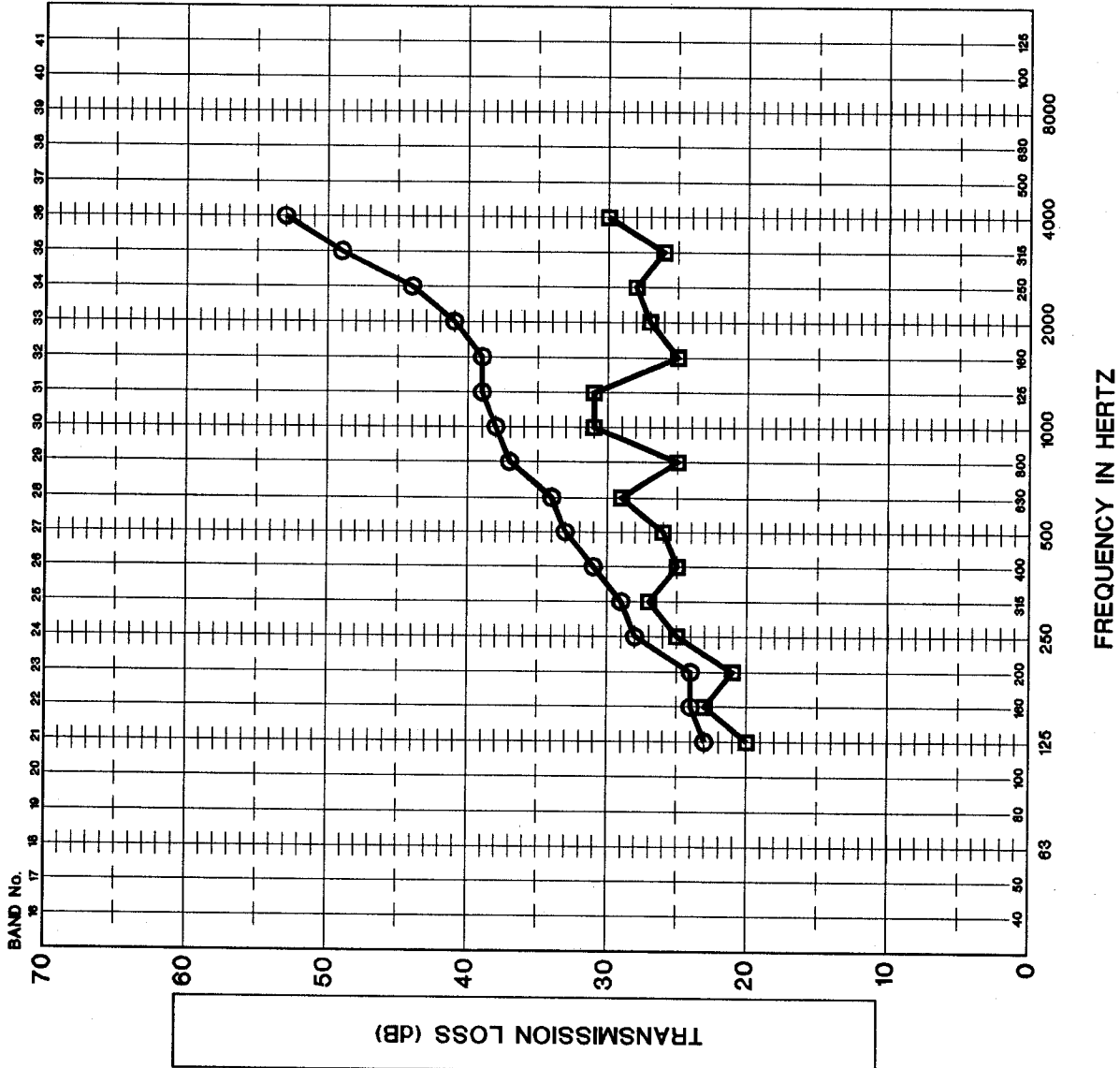
SOUND TRANSMISSION LOSS OF A 2 1/4 SOLID CORE WOOD DOOR AND A 1 3/4 in. METAL DOOR; BOTH GASKETTED.

GRAPH NUMBER 14

PROJECT NUMBER 177.911
DATE 92 12

mjm

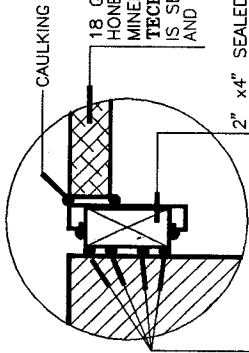
NOTE: THIS GRAPH ALONE DOES NOT REPRESENT A COMPLETE REPORT



LEGEND



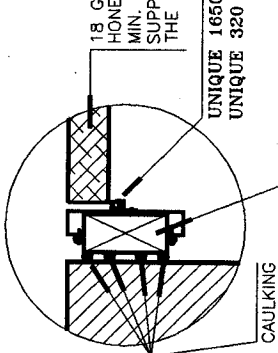
Transmission Loss (TL)
TEST NO 6; STC=37



2' x 4' SEALED TO
THE PERIMETER OF THE
TEST OPENING



Transmission Loss (TL)
TEST NO 5; STC=27



2' x 4' SEALED TO
THE PERIMETER OF THE
TEST OPENING

PROJECT DESCRIPTION

RESEARCH PROJECT ON THE NOISE
ISOLATION PROVIDED BY ACCESS DOORS

GRAPH TITLE

NOISE ISOLATION PROVIDED BY A 1 3/4 in
METAL DOOR W/. GASKETS VS CAULKING
AT PERIMETER AND BOTTOM.

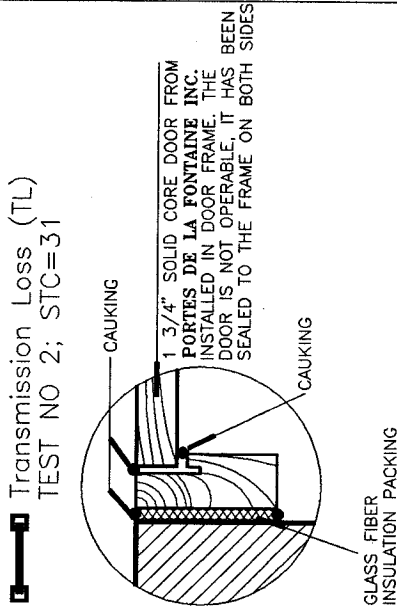
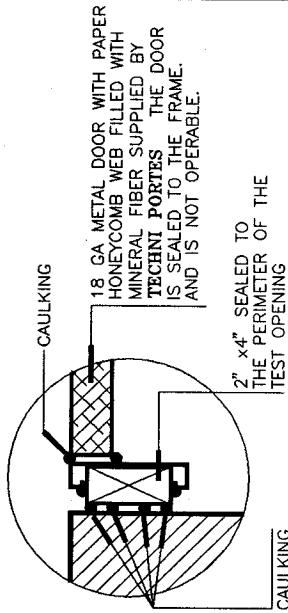
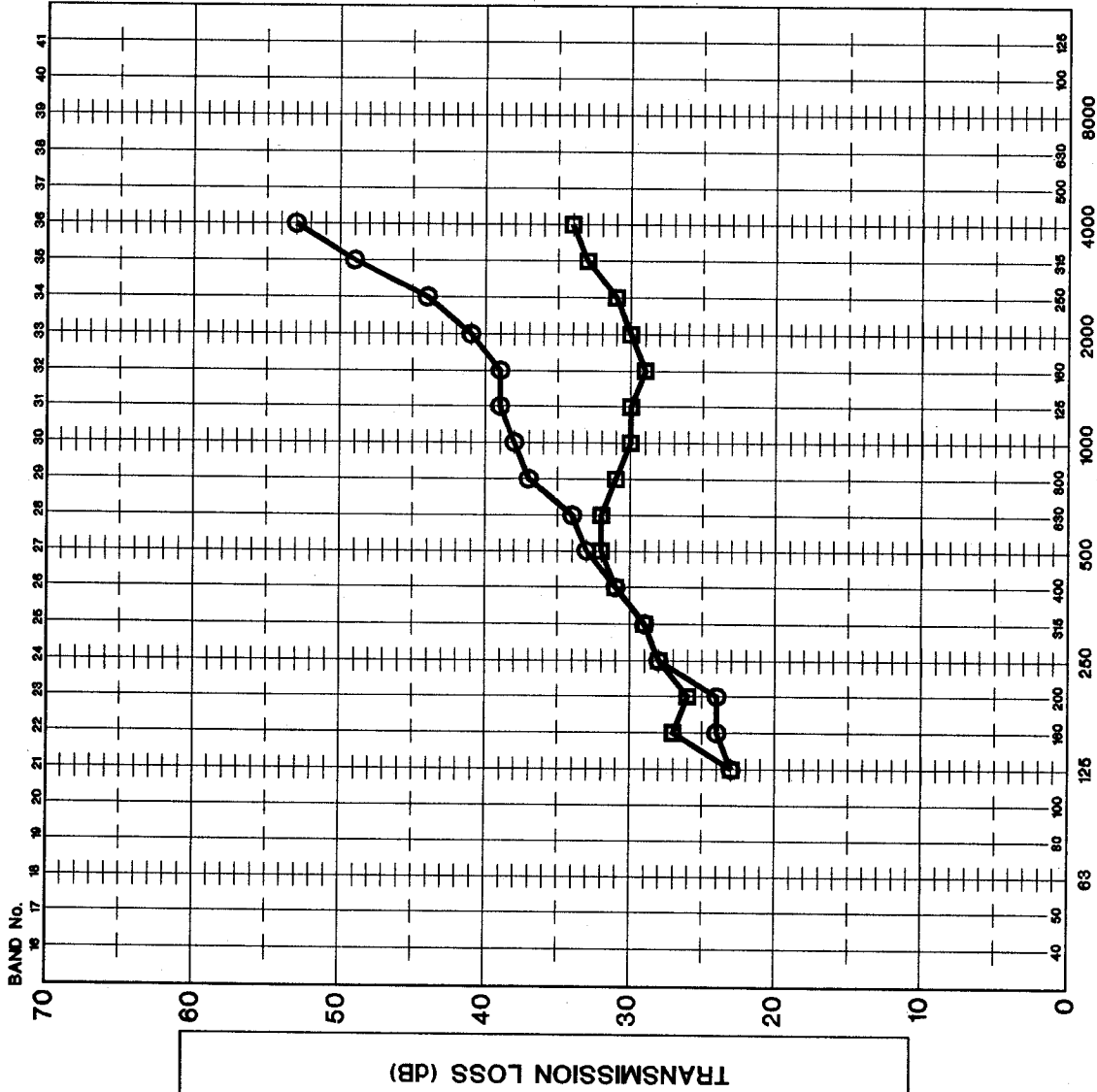
GRAPH NUMBER 15

PROJECT NUMBER 177.911

DATE 92 12

mjm

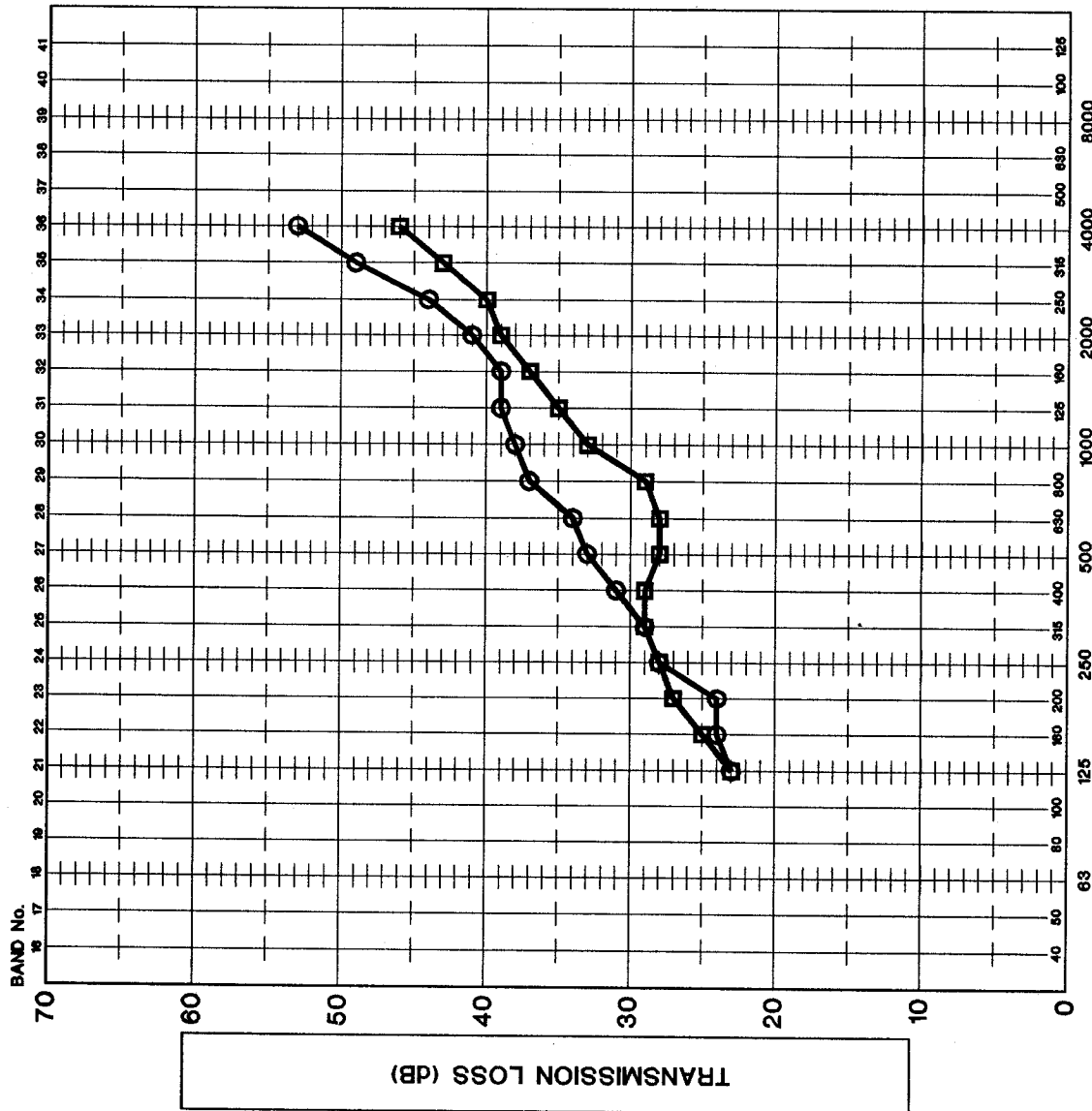
NOTE: THIS GRAPH ALONE DOES NOT REPRESENT A COMPLETE REPORT



PROJECT DESCRIPTION	
RESEARCH PROJECT ON THE NOISE ISOLATION PROVIDED BY ACCESS DOORS	
GRAPH TITLE	
NOISE ISOLATION PROVIDED BY A 1 3/4 in METAL DOOR VS SOLID CORE WOOD DOOR; BOTH DOORS CAULKED TO FRAME..	
GRAPH NUMBER	16
PROJECT NUMBER	177.911
DATE	92 12

11/11

NOTE: THIS GRAPH ALONE DOES NOT REPRESENT A COMPLETE REPORT

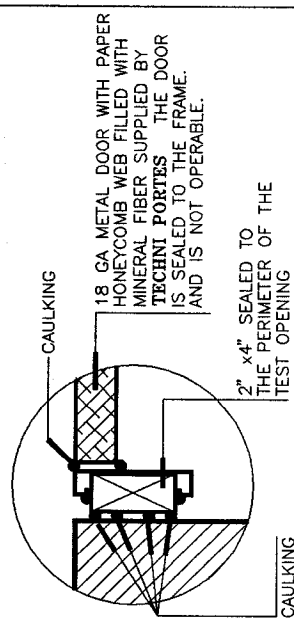


FREQUENCY IN HERTZ

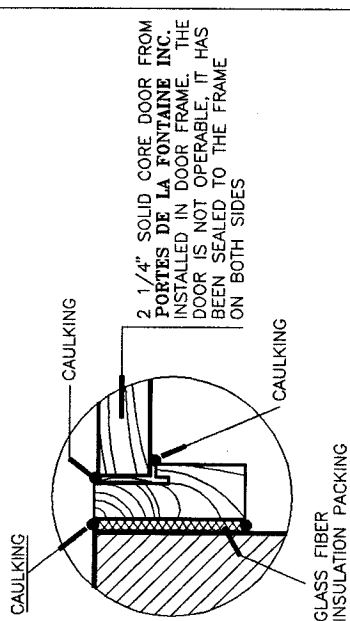
mjm

LEGEND

Transmission Loss (TL)
TEST NO 6; STC=37



Transmission Loss (TL)
TEST NO 4; STC=33



PROJECT DESCRIPTION

RESEARCH PROJECT ON THE NOISE ISOLATION PROVIDED BY ACCESS DOORS

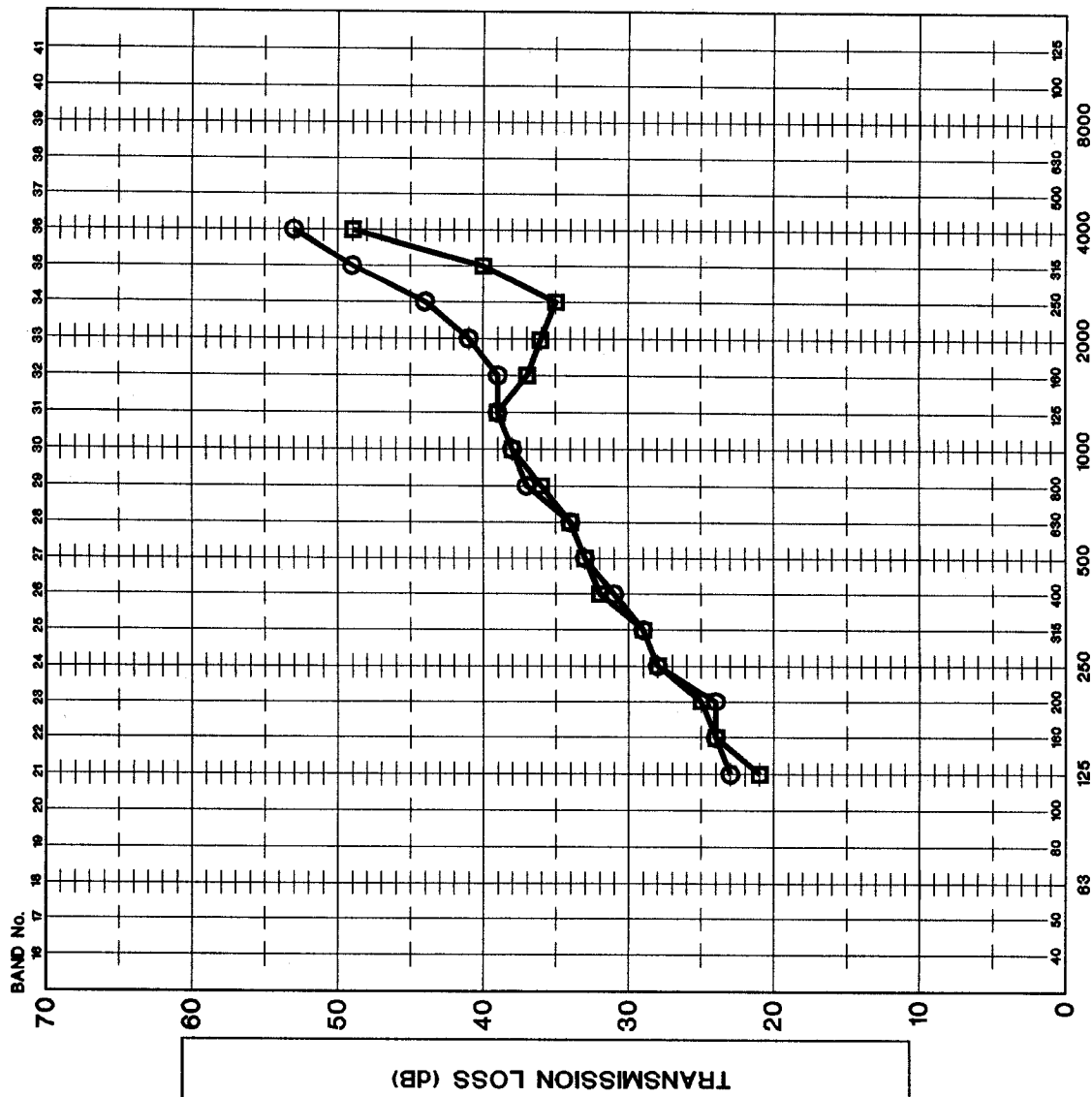
GRAPH TITLE

NOISE ISOLATION PROVIDED BY A 1 3/4 in METAL DOOR VS A 2 1/4 in. WOOD DOOR BOTH DOORS CAULKED TO FRAME..

GRAPH NUMBER 17

PROJECT NUMBER 177.911
DATE 92 12

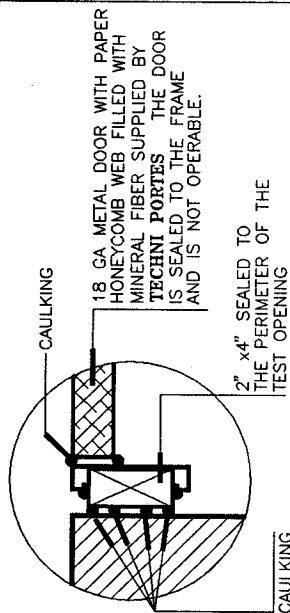
NOTE: THIS GRAPH ALONE DOES NOT REPRESENT A COMPLETE REPORT



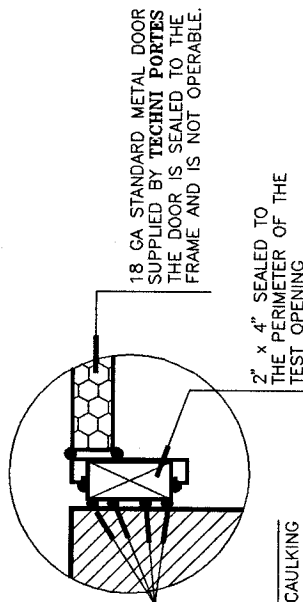
FREQUENCY IN HERTZ

LEGEND

Transmission Loss (TL)
TEST NO 6; STC=37



Transmission Loss (TL)
TEST NO 7; STC=37



PROJECT DESCRIPTION

RESEARCH PROJECT ON THE NOISE ISOLATION PROVIDED BY ACCESS DOORS

GRAPH TITLE

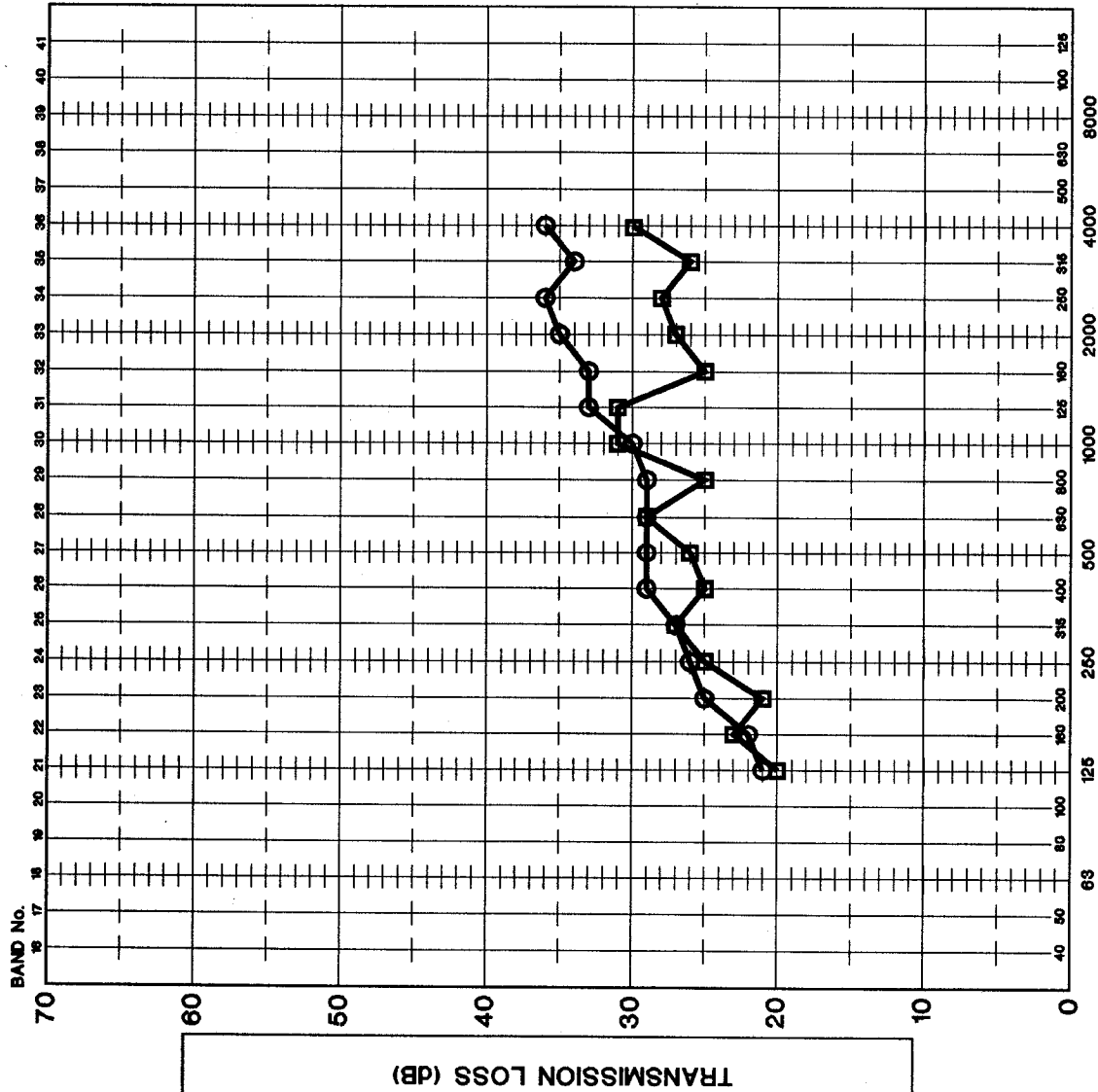
NOISE ISOLATION PROVIDED BY 1 3/4 in METAL DOORS, WEB FILLED AND UNFILLED W/. MIN. FIBER; CAULKED TO FRAME.

GRAPH NUMBER 18

PROJECT NUMBER 177.911
DATE 92 12

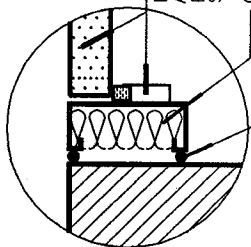
njm

NOTE: THIS GRAPH ALONE DOES NOT REPRESENT A COMPLETE REPORT



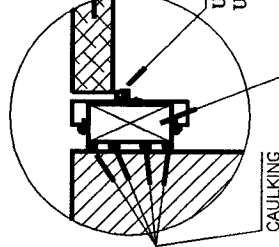
LEGEND

Transmission Loss (TL)
TEST NO 8; STC=32



DOOR, FRAME, SOUND GASKETS,
AND DOOR BOTTOM SUPPLIED
BY BUMEDA Ltd
SEE REPORT FOR FULL DESCRIPTION
GLASS FIBRE INSULATION IN FRAME
GAP BETWEEN FRAME AND TEST OPENING
SEALED WITH CAULKING

Transmission Loss (TL)
TEST NO 5; STC=27



18 GA METAL DOOR WITH PAPER
HONEYCOMB WEB FILLED WITH
MIN. FIBRE; DOOR AND FRAME
SUPPLIED BY TECHNIPORTES
THE DOOR IS OPERABLE
UNIQUE 1650 SOUND GASKET AND
UNIQUE 320 N/AUTOMATIC DOOR BOTTOM
2" x 4" SEALED TO
THE PERIMETER OF THE
TEST OPENING
CAULKING

PROJECT DESCRIPTION

RESEARCH PROJECT ON THE NOISE
ISOLATION PROVIDED BY ACCESS DOORS

GRAPH TITLE

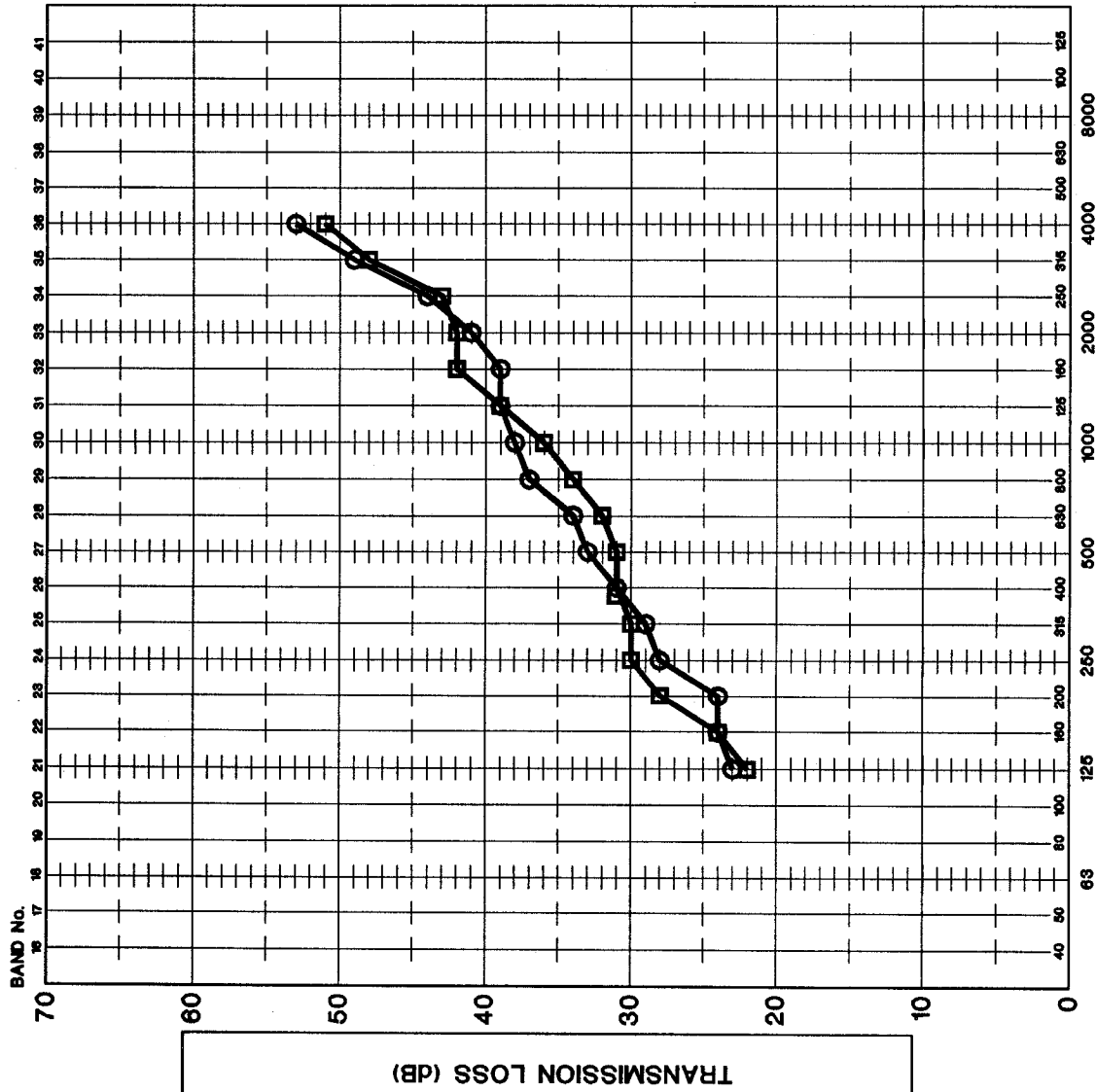
NOISE ISOLATION PROVIDED BY A 1 3/4 in
METAL DOOR W/. GASKETS VS CAULKING
AT PERIMETER AND BOTTOM.

GRAPH NUMBER 19

PROJECT NUMBER 177.911
DATE 92 12

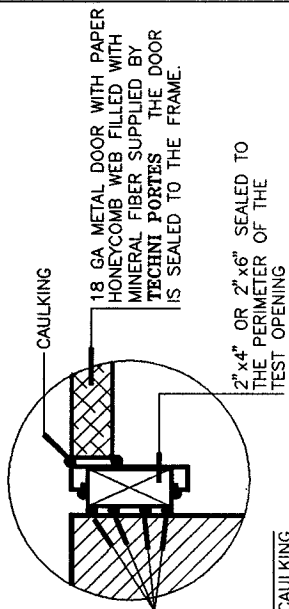
mjm

NOTE: THIS GRAPH ALONE DOES NOT REPRESENT A COMPLETE REPORT

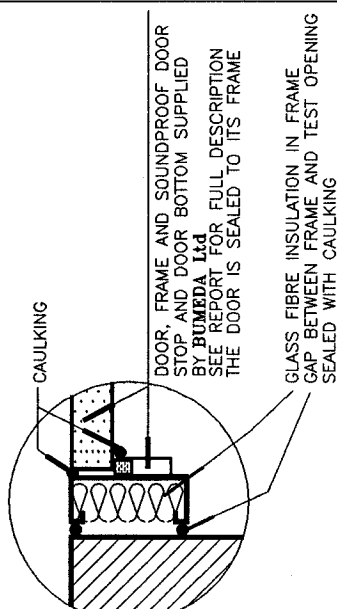


LEGEND

○ Transmission Loss (TL)
TEST NO 6; STC=37



□ Transmission Loss (TL)
TEST NO 9; STC=37



PROJECT DESCRIPTION

RESEARCH PROJECT ON THE NOISE ISOLATION PROVIDED BY ACCESS DOORS

GRAPH TITLE

NOISE ISOLATION PROVIDED BY 1 3/4 in METAL DOORS, WEB FILLED W/. MIN. FIBER VS SILICATE CORE.

GRAPH NUMBER 20

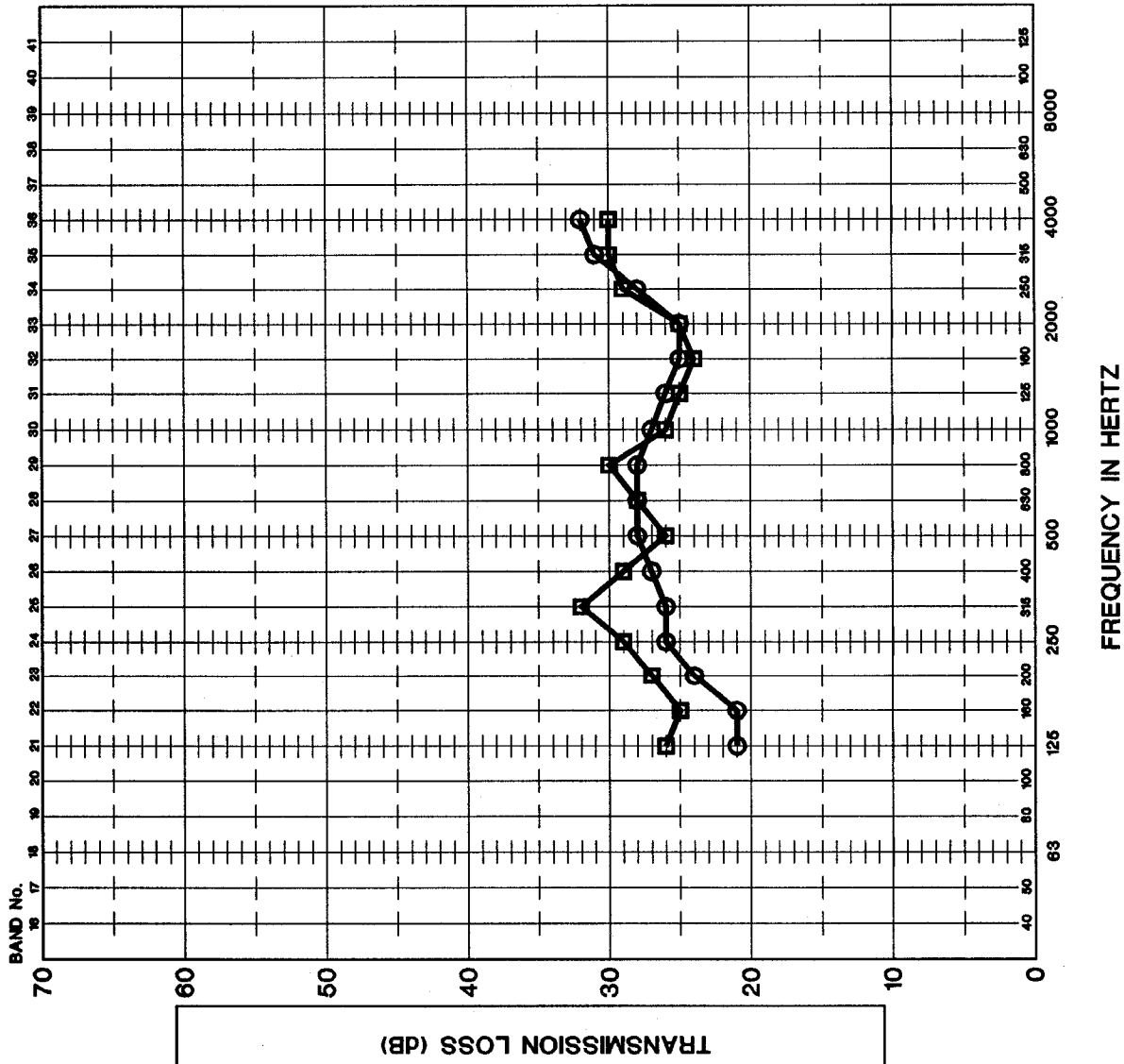
PROJECT NUMBER 177.911
DATE 92 12

MJM

ANNEX II

WJW

NOTE: THIS GRAPH ALONE DOES NOT REPRESENT A COMPLETE REPORT

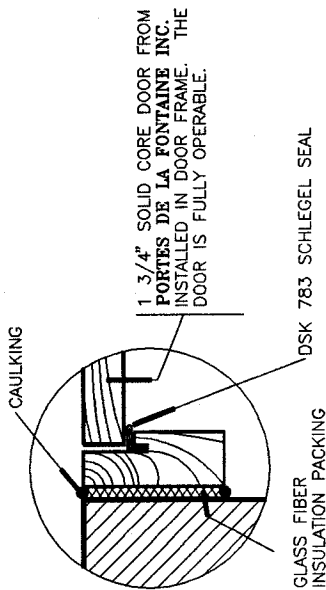


LEGEND

○ Transmission Loss (TL)
STC = 28

□ Transmission Loss estimated
using the procedure presented
in this report
STC = 27

SECTION



PROJECT DESCRIPTION

RESEARCH PROJECT ON THE NOISE
ISOLATION PROVIDED BY ACCESS DOORS

GRAPH TITLE

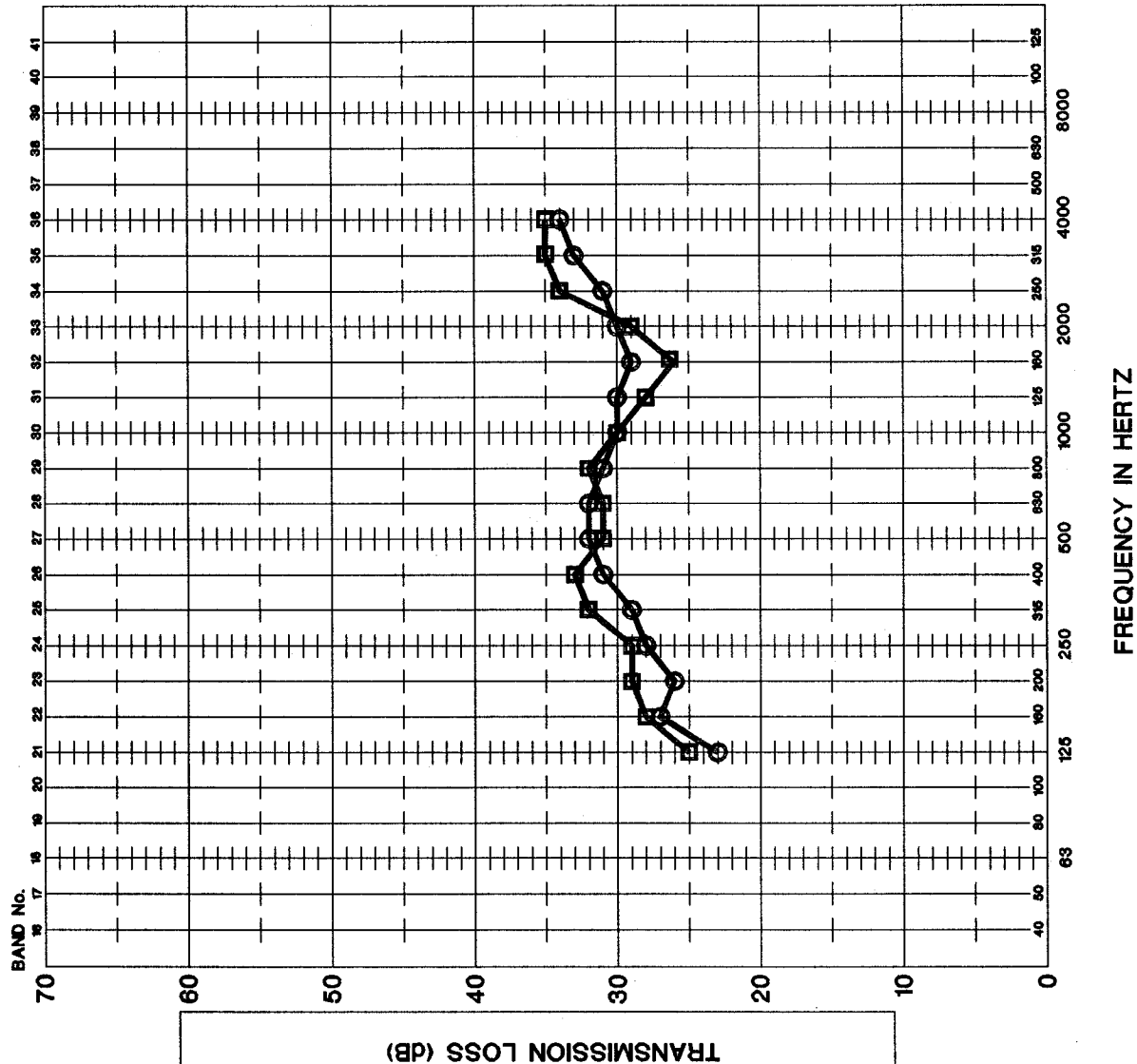
NOISE ISOLATION PROVIDED BY A 1 3/4 in
THICK SOLID CORE DOOR; FRAME EQUIPPED
WITH SCHLEGEL DSK 783 SOUND GASKETS

GRAPH NUMBER 1B

PROJECT NUMBER 177.911
DATE 92 11

mjm

NOTE: THIS GRAPH ALONE DOES NOT REPRESENT A COMPLETE REPORT

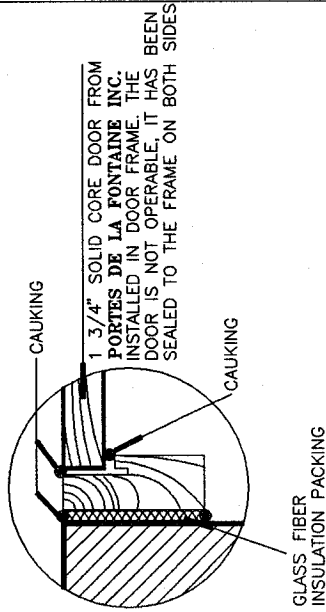


LEGEND

○ Transmission Loss (TL)
STC = 31

□ Transmission Loss estimated
using the procedure presented
in this report
STC = 30

SECTION



PROJECT DESCRIPTION

RESEARCH PROJECT ON THE NOISE
ISOLATION PROVIDED BY ACCESS DOORS

GRAPH TITLE

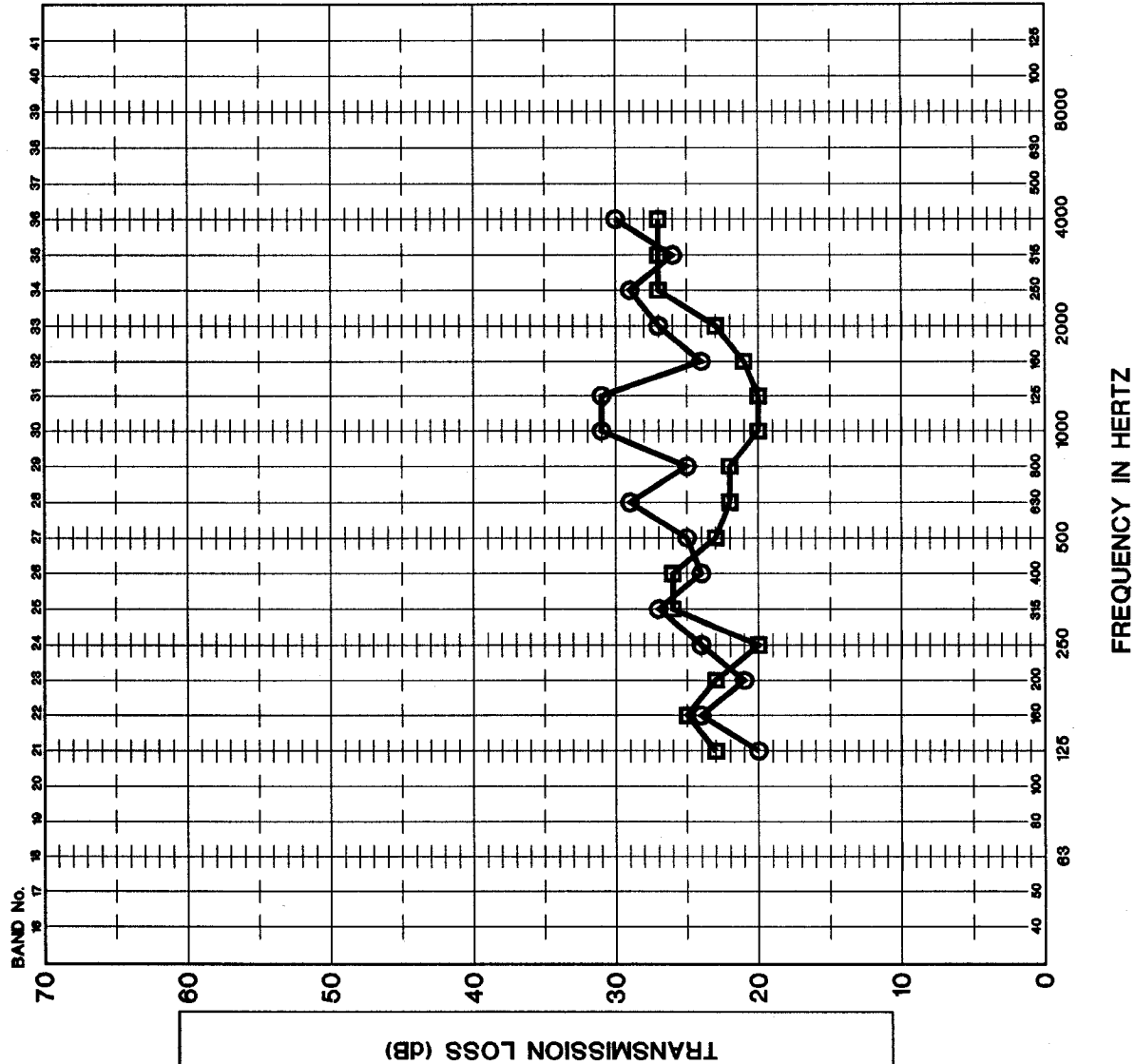
NOISE ISOLATION PROVIDED BY A 1 3/4 in
THICK SOLID CORE DOOR; PERIMETER
CAULKED WITH REMOVABLE CAULKING

GRAPH NUMBER 2B

PROJECT NUMBER 177.911	DATE 92 12
---------------------------	---------------

mjm

NOTE: THIS GRAPH ALONE DOES NOT REPRESENT A COMPLETE REPORT

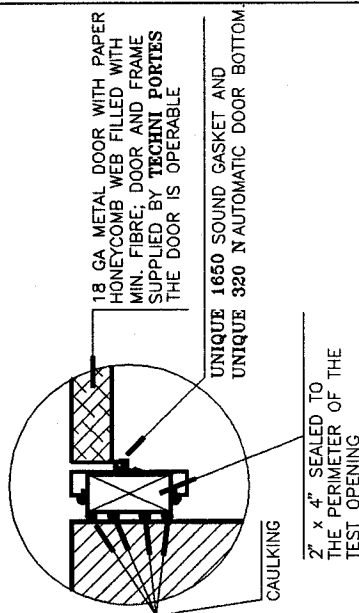


LEGEND

○ Transmission Loss (TL)
STC = 27

□ Transmission Loss estimated
using the procedure presented
in this report
STC = 23

SECTION



PROJECT DESCRIPTION

RESEARCH PROJECT ON THE NOISE
ISOLATION PROVIDED BY ACCESS DOORS

GRAPH TITLE

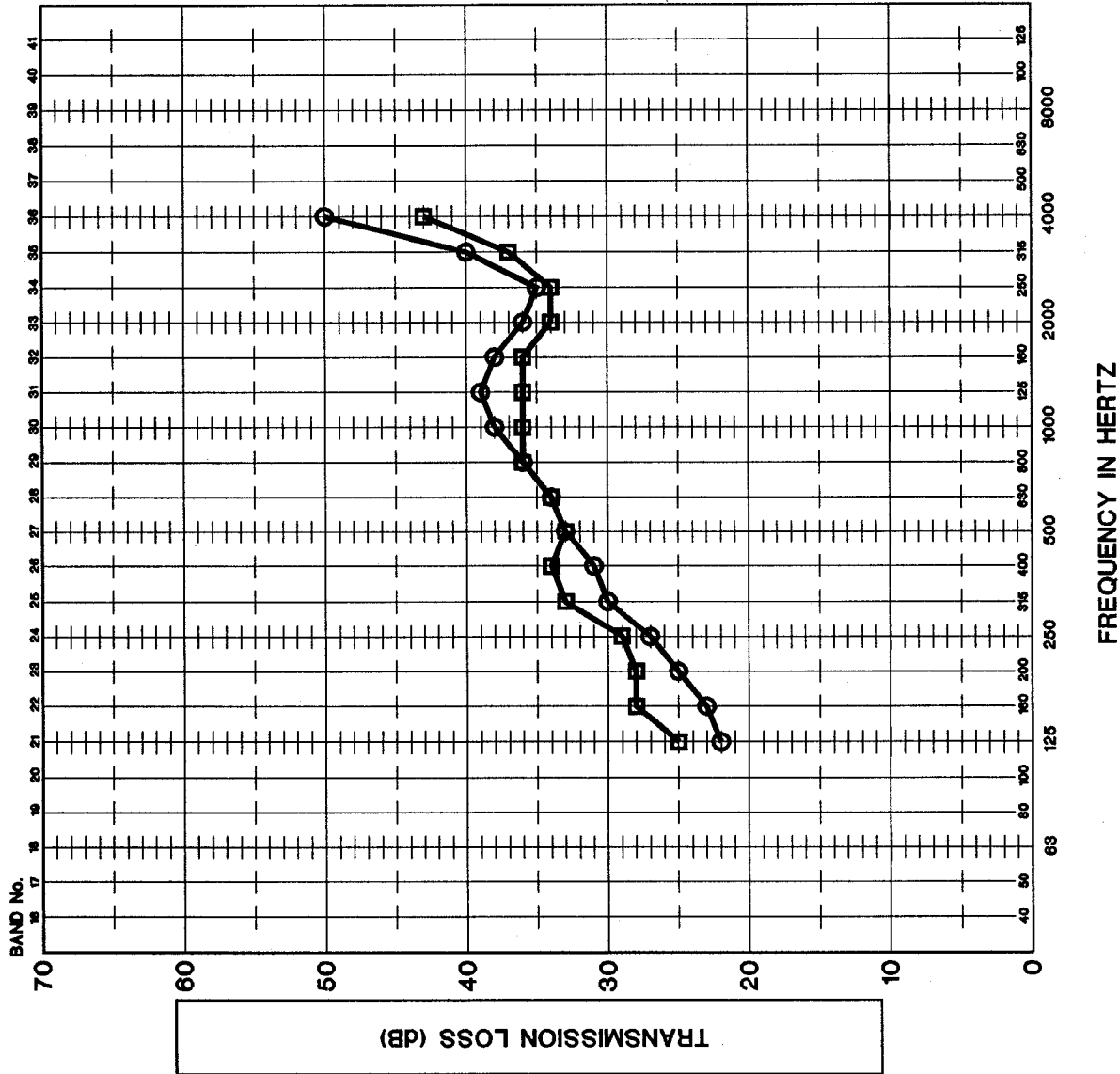
NOISE ISOLATION PROVIDED BY A 1 3/4 in
METAL DOOR WITH FILLED HONEYCOMB
PAPER WEB AND SOUNDPROOF DOOR STOP

GRAPH NUMBER 5B



PROJECT NUMBER 177.911
DATE 92 12

mjm

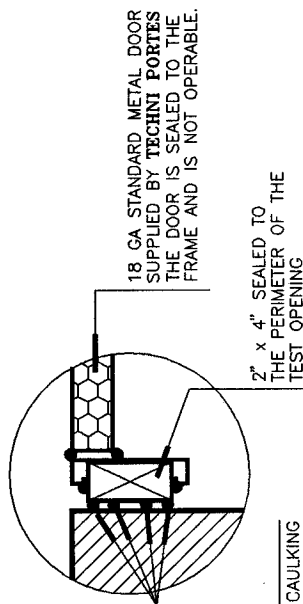
NOTE: THIS GRAPH ALONE DOES NOT REPRESENT A COMPLETE REPORT



LEGEND

-  Transmission Loss (TL)
STC = 36
-  Transmission Loss estimated
using the procedure presented
in this report
STC = 35

SECTION



PROJECT DESCRIPTION

RESEARCH PROJECT ON THE NOISE ISOLATION PROVIDED BY ACCESS DOORS

GRAPH TITLE

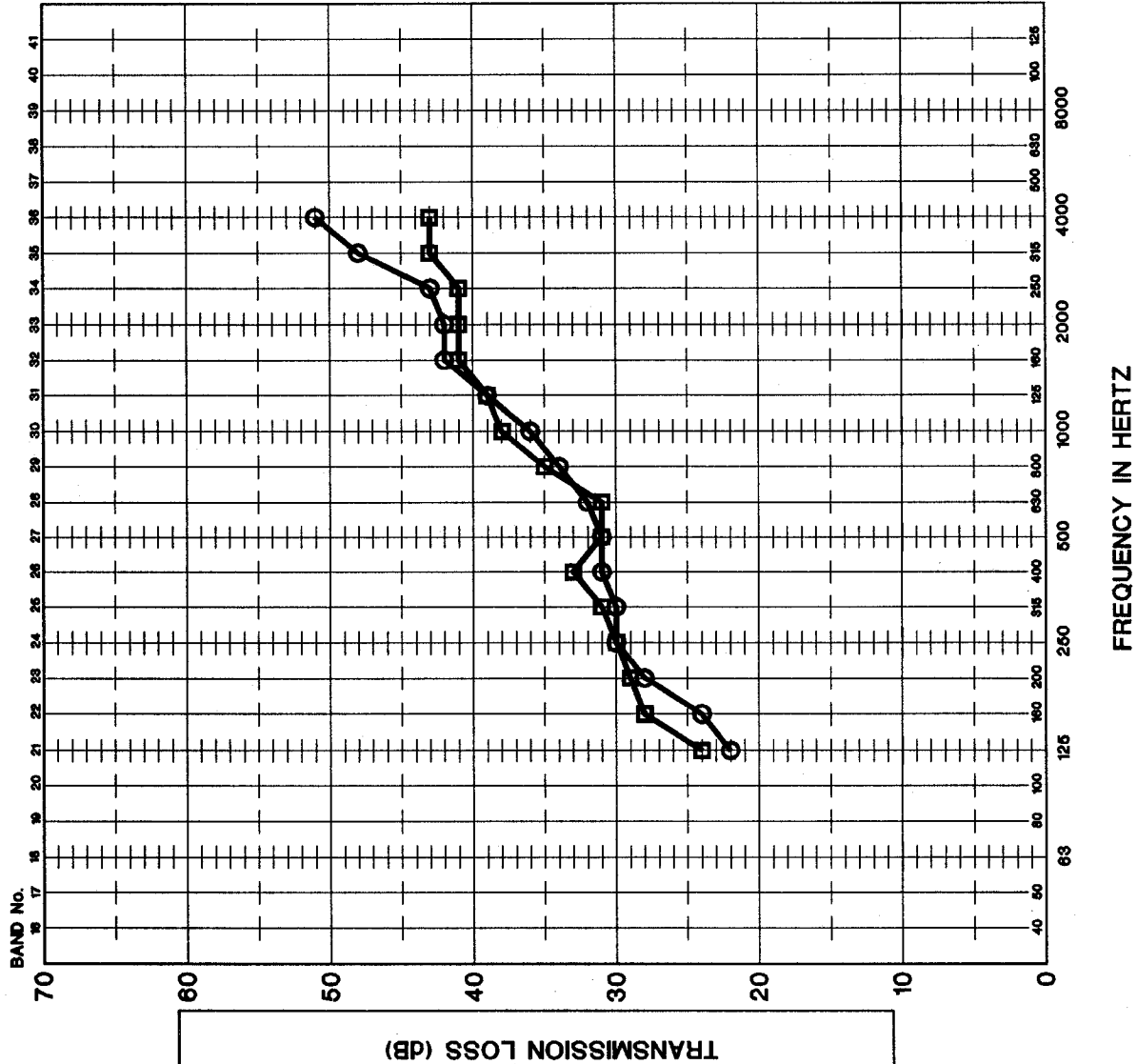
NOISE ISOLATION PROVIDED BY A 1 3/4 in METAL DOOR WITH UNFILLED HONEYCOMB PAPER WEB AND PERIMETER CAULKED

GRAPH NUMBER 7B

PROJECT NUMBER 177.911 DATE 92 12

mjm

NOTE: THIS GRAPH ALONE DOES NOT REPRESENT A COMPLETE REPORT



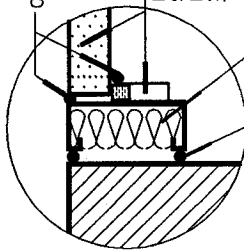
LEGEND

○ Transmission Loss (TL)
STC = 37

□ Transmission Loss estimated
using the procedure presented
in this report
STC = 37

SECTION

CAULKING



DOOR, FRAME AND SOUNDPROOF DOOR
STOP AND DOOR BOTTOM SUPPLIED
BY BUMEDA LTD.
SEE REPORT FOR FULL DESCRIPTION
THE DOOR IS SEALED TO ITS FRAME

GLASS FIBRE INSULATION IN FRAME
GAP BETWEEN FRAME AND TEST OPENING
SEALED WITH CAULKING

PROJECT DESCRIPTION

RESEARCH PROJECT ON THE NOISE
ISOLATION PROVIDED BY ACCESS DOORS

GRAPH TITLE

NOISE ISOLATION PROVIDED BY METAL
DOOR AND FRAME SUPPLIED BY BUMEDA
WITH PERIMETER CAULKING

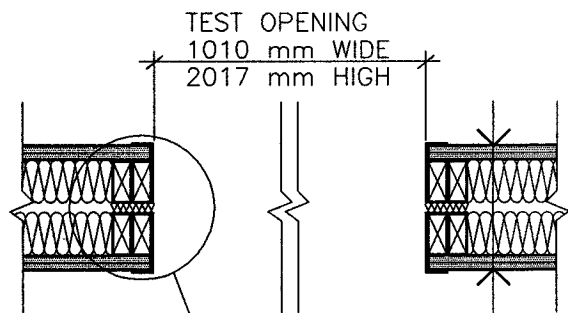
GRAPH NUMBER 9B

PROJECT NUMBER 177.911
DATE 92 12

mjm

ANNEX III

njn

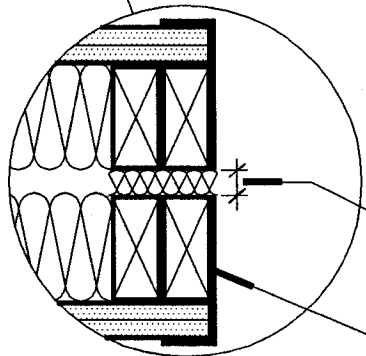


TEST FACILITIES

TEST OPENING
1010 mm WIDE
2017 mm HIGH

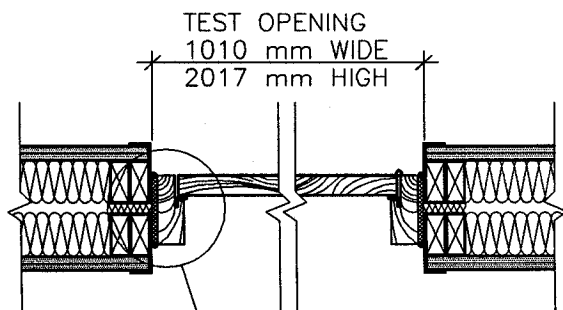
PARTITION COMPOSITION

- 2 LAYERS OF 1/2" GYPSUM BOARD
- 2"x4" WOOD STUDS
- 3 1/2" (APPROX.) THICK GLASS FIBER
- 1" AIR GAP
- 2"x4" WOOD STUDS
- 3 1/2" (APPROX.) THICK GLASS FIBER
- 2 LAYERS OF 1/2" GYPSUM BOARD



1" AIR GAP SEALED
WITH 3 TO 4" DEEP
DENSE GLASS FIBER

PROTECTIVE METAL SHEET
APPROX. 3/32" THICK

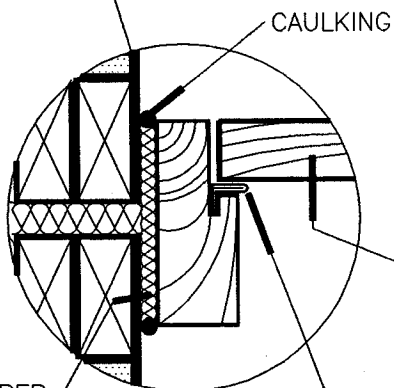


TEST NO :

1

PROCEDURE

- 1) INSTALL 1 3/4" SOLID CORE DOOR AND FRAME FROM **PORTES DE LA FONTAINES INC.** WITH DSK 783 SCHLEGEL SEALS ON THE DOOR FRAME
- 2) TEST



CAULKING

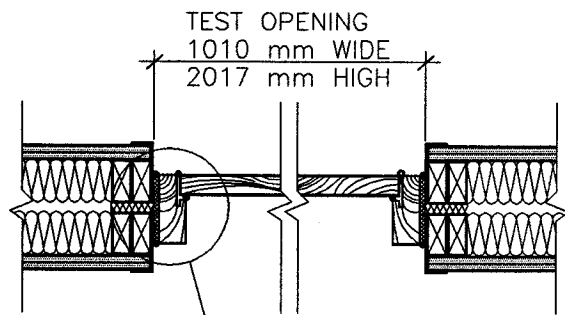
1 3/4" SOLID CORE DOOR FROM
PORTES DE LA FONTAINE INC.
INSTALLED IN DOOR FRAME. THE
DOOR IS OPERABLE AND HAS BEEN
OPENED AND CLOSED 5 TIMES
BEFORE TESTING

GLASS FIBER
INSULATION PACKING

DSK 783 SCHLEGEL SEAL

PROJET 177.911
177911A

WJW



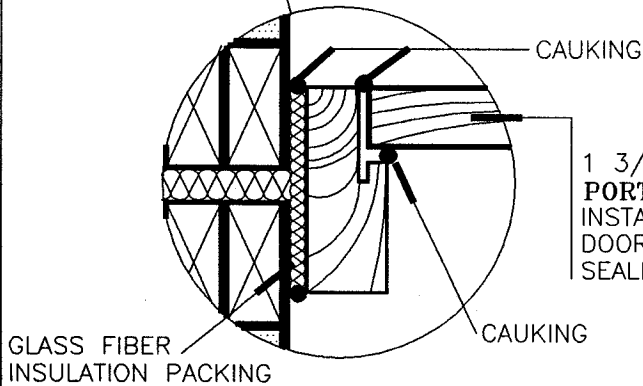
TEST NO :

(2)

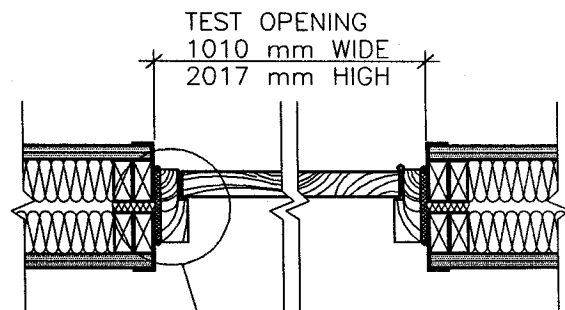
PROCEDURE

EXECUTE AFTER TEST NO 1

- 1) REMOVE SCHLEGEL DSK 783 GASKET
- 2) CAULK PERIMETER OF DOOR USING CAULKING SUCH AS ZIP REMOVEABLE CAULKING
- 3) TEST



1 3/4" SOLID CORE DOOR FROM PORTES DE LA FONTAINE INC. INSTALLED IN DOOR FRAME. THE DOOR IS NOT OPERABLE, IT HAS BEEN SEALED TO THE FRAME ON BOTH SIDES



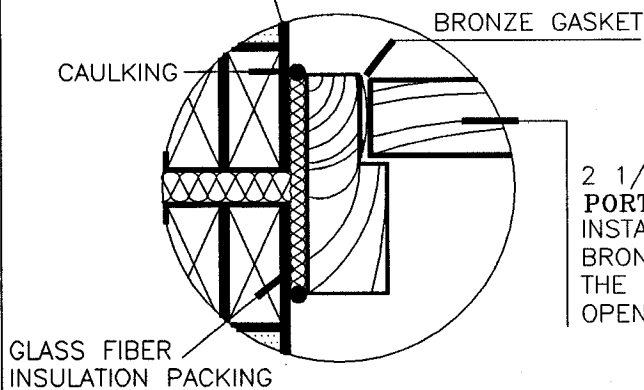
TEST NO :

(3)

PROCEDURE

EXECUTE AFTER TEST NO 2

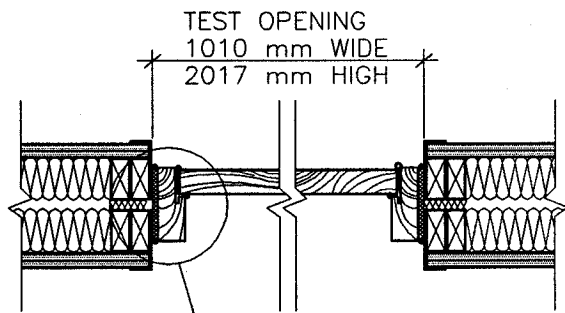
- 1) REPLACE 1 3/4" DOOR AND FRAME WITH 2 1/4" SOLID CORE DOOR AND FRAME WITH ZERO 119 WB BRONZE GASKETS
- 2) TEST WITH DOOR OPERABLE



2 1/4" SOLID CORE DOOR FROM PORTES DE LA FONTAINE INC. INSTALLED IN DOOR FRAME WITH BRONZE GASKETS AROUND THE PERIMETER THE DOOR IS OPERABLE AND HAS BEEN OPENED AND CLOSED FIVE TIMES

**PROJET 177.911
177911B**

WJW

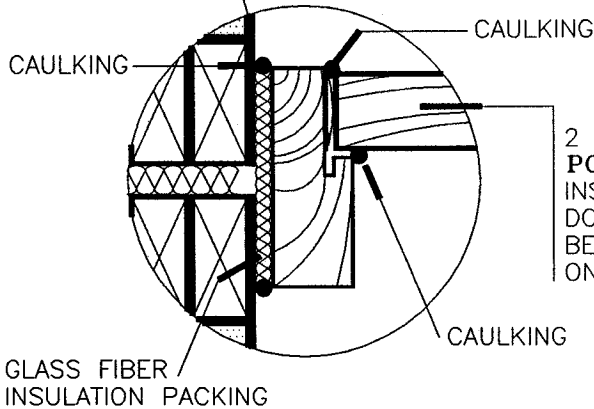


TEST NO : ④

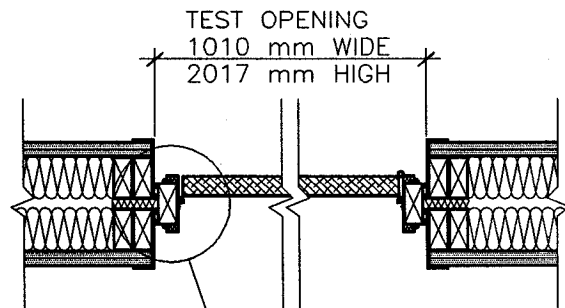
PROCEDURE

EXECUTE AFTER TEST NO 3

- 1) CAULK PERIMETER OF DOOR WITH CAULKING SUCH AS **ZIP REMOVEABLE** CAULKING
- 2) TEST



2 1/4" SOLID CORE DOOR FROM **PORTES DE LA FONTAINE INC.** INSTALLED IN DOOR FRAME. THE DOOR IS NOT OPERABLE, IT HAS BEEN SEALED TO THE FRAME ON BOTH SIDES



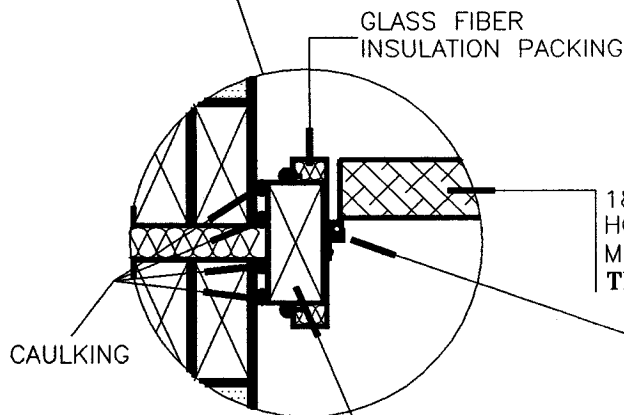
TEST NO : ⑤

PROCEDURE

EXECUTE AFTER TEST NO 4

- 1) REPLACE 2 1/4" WOOD DOOR AND FRAME BY 1 3/4" METAL DOOR AND FRAME SUPPLIED BY **TECHNI PORTES**. THE DOOR IS MADE OF 18 GA SHEET METAL AND HONEYCOMB PAPER WEB FILLED WITH LOOSE MINERAL FIBER. THE DOOR IS OPERABLE AND EQUIPED WITH **UNIQUE 1650** PERIMETER GASKETING AND **UNIQUE 320 V** AUTOMATIC DOOR BOTTOM

- 2) TEST



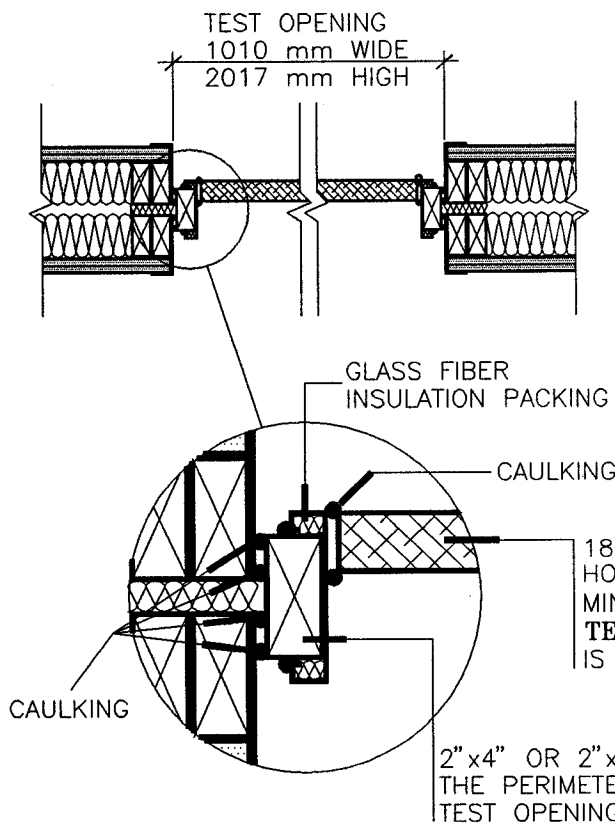
18 GA METAL DOOR WITH PAPER HONEYCOMB WEB FILLED WITH MINERAL FIBER SUPPLIED BY **TECHNI PORTES**

UNIQUE 1650 SOUNDPROOF DOOR STOP
NOTE : INSTALL **UNIQUE 320 V** AUTOMATIC DOOR BOTTOM AT THE BOTTOM OF THE DOOR

2"x4" OR 2"x6" SEALED TO THE PERIMETER OF THE TEST OPENING

PROJET 177.911
177911C

W

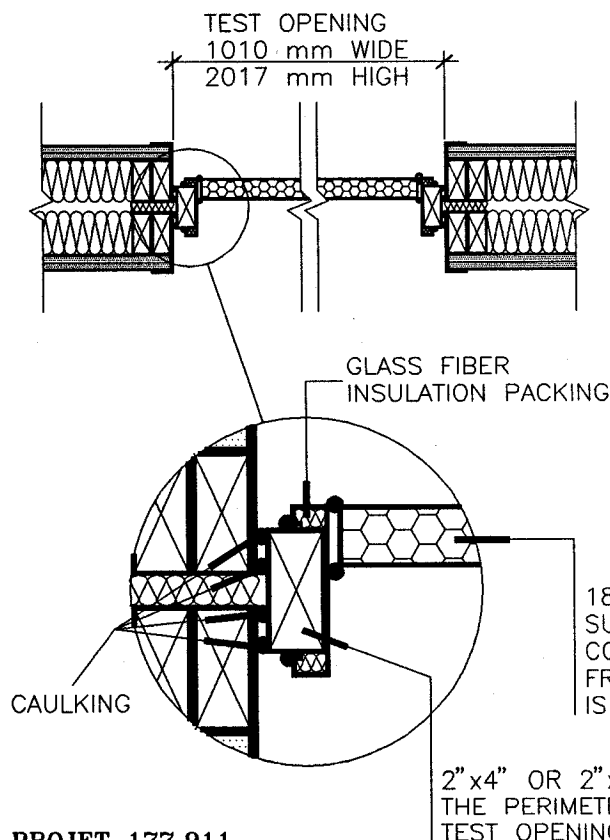


TEST NO : ⑥

PROCEDURE

EXECUTE AFTER TEST NO 5

- 1) REMOVE DOOR STOP AND AUTOMATIC DOOR BOTTOM TESTED IN 5
- 2) CAULK PERIMETER OF DOOR WITH CAULKING SUCH AS **ZIP REMOVEABLE** CAULKING
- 3) TEST



TEST NO : ⑦

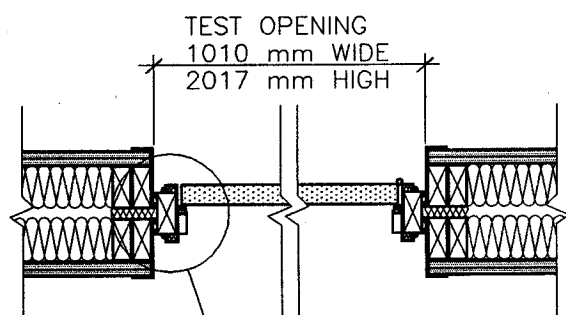
PROCEDURE

EXECUTE AFTER TEST NO 6

- 1) REPLACE THE METAL DOOR FILLED WITH MINERAL FIBER TESTED IN 4 AND 5 WITH 1 3/4" METAL DOOR HAVING UNFILLED PAPER HONEYCOMB WEB SUPPLIED BY **TECHNI PORTES**
- 2) CAULK PERIMETER OF DOOR WITH CAULKING SUCH AS **ZIP REMOVEABLE** CAULKING
- 3) TEST

PROJET 177.911
177911D

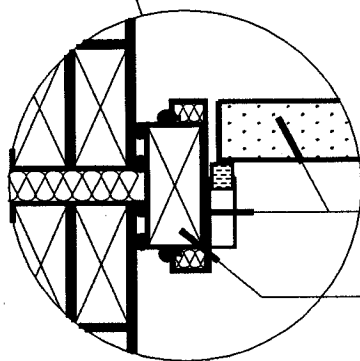
WJW



TEST NO : (8)

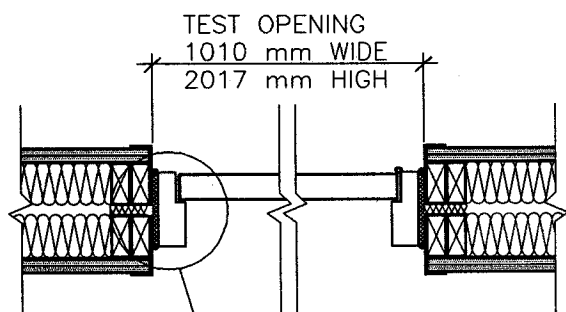
PROCEDURE

- 1) INSTALL IN TEST OPENING SOUND AND FIRE RATED DOOR AND FRAME PROVIDED BY **BUMEDA Ltd**
- 2) TEST



DOOR, FRAME AND SOUNDPROOF DOOR STOP AND DOOR BOTTOM SUPPLIED BY **BUMEDA Ltd**

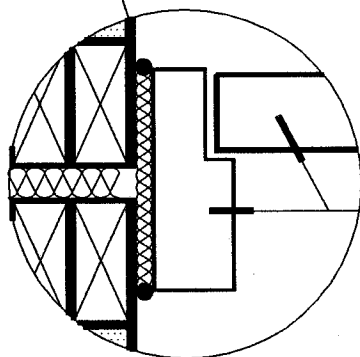
2"x4" OR 2"x6" SEALED TO THE PERIMETER OF THE TEST OPENING



TEST NO : (9)

PROCEDURE

- 1) INSTALL IN TEST OPENING DOOR AND FRAME PROVIDED BY **INSONORISATION GLH inc.**
- 2) TEST



DOOR, FRAME AND SOUNDPROOF DOOR STOP AND DOOR BOTTOM SUPPLIED BY **INSONORISATION GLH inc.**

ANNEX IV

WJW